

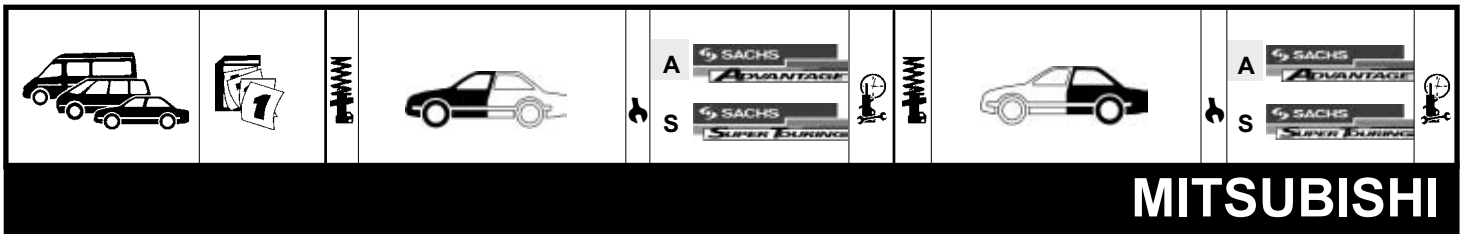
MITSUBISHI

3000 GT (Z16A)		06.92 - 08.99				для автомобилей без системы регулировки дорожного просвета		⊙	802 297 (x2)⊕
3.0 i 24V 4x4	06.92- 08.99								

CARISMA (DA_)		07.95 - 06.06							
1.6, 66 kW	07.95- 06.06	ST	->02.1999	↓ S 230 134 =⊕		ST	⊖ S 280 735 =		
1.6, 70 kW	12.98- 06.06			↓ S 230 135 =⊕			⊖ 900 067		
1.6, 73 kW	05.97- 06.06		03.1999->	↓ S 312 887 =⊕					
			09.1999->	↓ S 312 886 =⊕					
				⊖ 900 047					
1.6, 76 kW	09.00- 06.06	ST		↓ S 312 886 =⊕		ST	⊖ S 280 735 =		
1.8 GDI	10.00- 06.06			↓ S 312 887 =⊕			⊖ 900 067		
1.9 DI-D, 75 kW	09.00- 06.06			⊖ 900 047					
1.9 DI-D, 85 kW	09.00- 06.06								
1.8	07.95- 06.06	ST	->02.1999	↓ S 312 876 ▲=⊕		ST	⊖ S 280 735 =		
1.8 16V	07.95- 06.06			↓ S 312 877 ▲=⊕			⊖ 900 067		
				⊖ 900 047					
1.8 16V GDI	09.97- 06.06	ST	->02.1999	↓ S 312 876 ▲=⊕		ST	⊖ S 280 735 =		
				↓ S 312 877 ▲=⊕			⊖ 900 067		
			03.1999->	↓ S 312 886 =⊕					
				↓ S 312 887 =⊕					
				⊖ 900 047					
1.9 TD	10.96- 09.00	ST	->02.1999	↓ S 230 134 =⊕		ST	⊖ S 280 735 =		
				↓ S 230 135 =⊕			⊖ 900 067		
			03.1999 - 06.2000	↓ S 312 886 =⊕					
				↓ S 312 887 =⊕					
				⊖ 900 047					

CARISMA Saloon (DA_)		09.96 - 06.06							
1.6, 66 kW	09.96- 06.06	ST	->02.1999	↓ S 230 134 =⊕		ST	⊖ S 280 735 =		
1.6, 70 kW	12.98- 06.06			↓ S 230 135 =⊕			⊖ 900 067		
1.6, 73 kW	05.97- 06.06		03.1999->	↓ S 312 887 =⊕					
			09.1999->	↓ S 312 886 =⊕					
				⊖ 900 047					
1.6, 76 kW	09.00- 06.06	ST		↓ S 312 886 =⊕		ST	⊖ S 280 735 =		
1.9 DI-D, 75 kW	09.00- 06.06			↓ S 312 887 =⊕			⊖ 900 067		
1.9 DI-D, 85 kW	09.00- 06.06								
1.8	09.96- 06.06	ST	->02.1999	↓ S 312 876 ▲=⊕		ST	⊖ S 280 735 =		
				↓ S 312 877 ▲=⊕			⊖ 900 067		
				⊖ 900 047					
1.8 GDI	10.00- 06.06	ST		↓ S 312 886 =⊕		ST	⊖ S 280 735 =		
				↓ S 312 887 =⊕			⊖ 900 067		
				⊖ 900 047					
1.8 16V GDI	09.97- 06.06	ST	->02.1999	↓ S 312 876 ▲=⊕		ST	⊖ S 280 735 =		
				↓ S 312 877 ▲=⊕			⊖ 900 067		
			03.1999->	↓ S 312 886 =⊕					
				↓ S 312 887 =⊕					
				⊖ 900 047					
1.9 TD	10.96- 09.00	ST	->02.1999	↓ S 230 134 =⊕		ST	⊖ S 280 735 =		
				↓ S 230 135 =⊕			⊖ 900 067		
			03.1999 - 06.2000	↓ S 312 886 =⊕					
				↓ S 312 887 =⊕					
				⊖ 900 047					

CELESTE (A7_)		10.75 - 06.81							
1.6 ST (A73)	01.77- 06.81	ST		↓ S 310 951					
2.0 GSR (A78), 71 kW	01.77- 06.81								
2.0 GSR (A78), 77 kW	01.79- 06.81								
2.0 GSR (A78), 66 kW	10.75- 06.81	ST	01.1977->	↓ S 310 951					



MITSUBISHI

COLT LANCER (A7_) 01.78 - 09.79	
1.2	01.78- 09.79
1.4	01.78- 09.79
1.6	01.78- 09.79

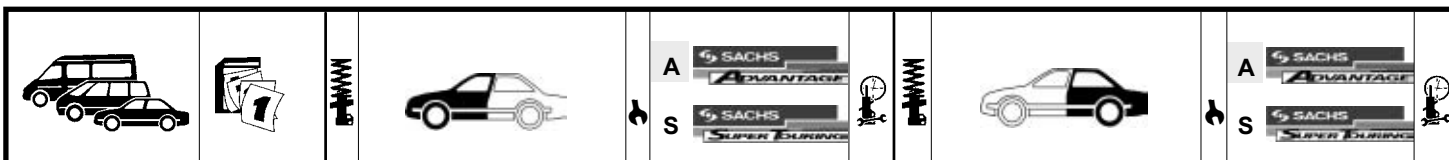
COLT LANCER Station Wagon (A7_K) 01.78 - 09.79	
1.4	01.78- 09.79

COLT I (A15_A) 12.78 - 01.84	
1.2 GL (A151A)	12.78- 01.84
1.4 GLX,GT (A156)	05.79- 01.84
1.4 GLX,GT (A152A)	05.79- 01.84
1.4 Turbo (A152A)	09.81- 01.84

COLT II (C1_A) 02.84 - 04.88	
1.2 EL, GL (C15A), 40 kW	02.84- 09.86
1.5 GLX (C12A), 55 kW	09.84- 04.88
1.6 Turbo ECi (C13A), 92 kW	02.84- 04.88
1.8 GL Diesel (C14A), 43 kW	02.84- 09.86
1.2 EL, GL (C15A), 44 kW	09.86- 04.88
1.3 EL, GL (C11A)	06.86- 04.88
1.6 Turbo ECi (C13A), 77 kW	07.86- 04.88
1.8 GL Diesel (C14A), 44 kW	09.86- 04.88
1.5 GLX (C12A), 51 kW	09.85- 04.88

COLT III (C5_A) 04.88 - 05.92	
1.3 GL	04.88- 12.90
1.3 (C51A)	04.88- 05.92
1.3 12V (C51A)	04.88- 05.92
1.5 GLXi (C52A)	04.88- 05.92
1.5 GL, GLX (C50)	07.88- 12.91
1.8 Diesel ELD, GLD (C50)	07.88- 12.91
1.5 (C52A) KAT	07.90- 05.92
1.6 GTi 16V (C53A)	04.88- 05.90
1.8 GTi 16V (C58A) KAT	06.90- 05.92
1.8 Diesel GLX (C54A)	04.88- 05.92

COLT IV (CA_A) 04.92 - 08.95	
1.3 GLi 12V (CA1A)	04.92- 04.96
1.6 GLXi 16V (CA4A)	04.92- 04.96
1.6	02.94- 04.96
1.8 GTi 16V (CA5A)	04.92- 04.96



MITSUBISHI

COLT V (CJ_A) 09.95 - 07.05

1300 GL, GLX (CJ1A)	05.96- 09.00	ST	->03.1997	↓ S 230 130 =⊕	ST	⊖	S 230 003 =	⊖	S 280 751 =			
			04.1997->	↓ S 312 843 =⊕						Для оригинального номера MB891463	⊖	802 297 (x2)⊕
			04.1997->	⊕						802 296 (x2)⊕	⊕	
1300	09.00- 07.05	ST		↓ S 312 843 =⊕	ST	⊖	S 230 003 =	⊖	S 280 751 =			
			->12.2002	⊕						802 296 (x2)⊕	⊕	802 297 (x2)⊕
1.3	08.02- 07.05		->12.2002	⊕		⊖	802 297 (x2)⊕	⊕				
1500 (CJ2A)	11.95- 07.05	ST	->03.1997	↓ S 230 130 =⊕	ST	⊖	S 230 003 =	⊖	S 280 751 =			
			04.1997->	↓ S 312 864 =⊕						Для оригинального номера MB891463	⊖	802 297 (x2)⊕
			04.1997 - 12.2002	⊕						802 296 (x2)⊕		
1600 GLX (CJ4A)	05.96- 09.00	ST	->03.1997	↓ S 230 130 =⊕	ST	⊖	S 230 003 =	⊖	S 280 751 =			
			04.1997->	↓ S 312 864 =⊕						Для оригинального номера MB891463	⊖	802 297 (x2)⊕
			04.1997->	⊕						802 296 (x2)⊕	⊕	
1600	09.00- 07.05	ST		↓ S 312 864 =⊕	ST	⊖	S 230 003 =	⊖	S 280 751 =			
			->12.2002	⊕						802 296 (x2)⊕	⊕	802 297 (x2)⊕
1.5	09.95- 05.04		04.1997 - 12.2002	⊕		⊖	802 297 (x2)⊕	⊕				
1.8	11.97- 07.01			⊕		⊖	802 297 (x2)⊕	⊕				

COLT VI 06.04 -

1.1 1.3 1.5 1.5 DI-D, 50 kW 1.5 DI-D, 70 kW	10.04- 06.04- 06.04- 08.04- 08.04-	ST		↓ S 313 188 =⊕	ST	⊖	S 313 192 =	⊖	
				↓ S 313 189 =⊕					
1.5 CZT	03.05-	ST		↓ S 313 190 =⊕	ST	⊖	S 313 193 =	⊖	
				↓ S 313 191 =⊕					

CORDIA (A21_A) 10.82 - 12.86

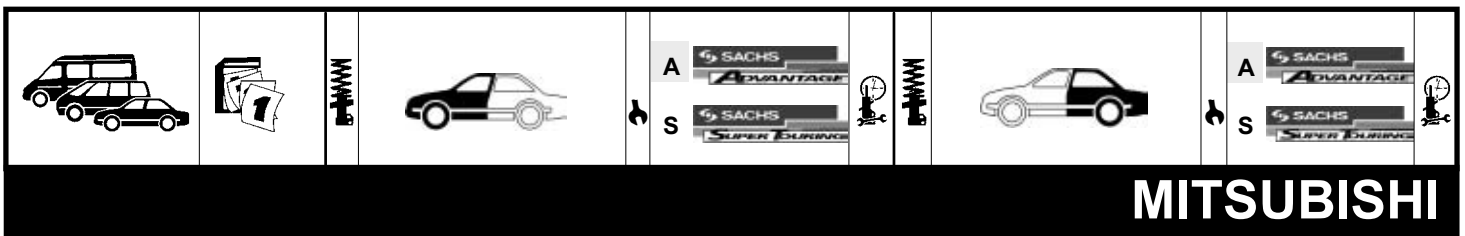
1.6 SR (A212A) 1.6 GSL (A212A) 1.8 GSL (A215A)	09.82- 12.87 10.82- 12.86 10.86- 12.86	ST		↓ S 110 249	ST	⊖	S 110 011 ▲	⊖		
				⊕						900 059
1.6 Turbo (A212A), 84 kW 1.6 Turbo (A212A), 85 kW	10.82- 05.85 07.83- 05.85	ST		↓ S 110 249	ST	⊖	S 110 011 ▲	⊖	S 110 447 ▲=	
				⊕						900 059
1.8 Turbo ECi (A213A)	10.84- 12.86	ST		↓ S 110 249	ST	⊖	S 110 447 ▲=	⊖		
				⊕						

DIAMANTE Saloon 06.99 -

3.0	06.99- 09.02	ST		↓ S 312 173 =⊕					
3.5	06.99- 09.02			↓ S 312 174 =⊕					

ECLIPSE I (D2_A) 12.89 - 12.95

1.8 2.0 Turbo 4WD	12.89- 03.94 12.89- 03.94					⊖	802 297 (x2)⊕	⊕	
2.0 i 16V (D22A)	04.91- 11.95	ST		↓ A 290 531 =	ST	⊖	S 170 321 =	⊖	
				⊕		⊖	802 297 (x2)⊕	⊕	



MITSUBISHI

ECLIPSE I (D2_A)		12.89 - 12.95					
2.0 i 16V 4x4	04.91- 11.95	ST	⚙️ A 290 531 =		ST	⊖ S 170 308 =	
			⚙️ S 900 047			⊖ S 802 297 (x2)⊕	

ECLIPSE II (D3_)		04.94 - 04.99					
2000 GS 16V	12.95- 04.99	ST	⚙️ S 280 743 =		ST	⊖ S 280 745 =	
2000 GT 16V	12.95- 04.99		⊖ S 802 297 (x2)⊕			⊖ S 802 297 (x2)⊕	
2.0 Turbo	04.94- 04.99	01.1995->	⊖ S 802 297 (x2)⊕		01.1995->	⊖ S 802 297 (x2)⊕	
2400 GS 16V	09.98- 04.99		⊖ S 802 297 (x2)⊕			⊖ S 802 297 (x2)⊕	
2.0 Turbo 4WD, 157 kW	12.95- 04.99		⊖ S 802 297 (x2)⊕		ST	⊖ S 312 167 =	
						⊖ S 802 297 (x2)⊕	
2.0 Turbo 4WD, 147 kW	04.94- 04.99	01.1995->	⊖ S 802 297 (x2)⊕		ST	⊖ S 312 167 =	
					01.1995->	⊖ S 802 297 (x2)⊕	

ECLIPSE (D5_A)		04.99 - 06.05					
2.4	05.99- 03.05	ST	⚙️ S 312 165 =⊕		ST	⊖ S 312 167 =	
3.0, 149 kW	05.99- 03.05		S 312 166 =⊕				
3.0, 157 kW	05.99- 03.05						

FTO (DE 2A, DE 3A)		10.94 - 08.97					
1800 16V	10.94- 08.97	ST	⚙️ S 312 897 =⊕		ST	⊖ S 230 003 =	
2000 24V	10.94- 08.97		S 312 898 =⊕				
2000 24V Mivec	10.94- 08.97						

GALANT I (A12_)		01.77 - 08.80					
1.6	01.77- 08.80	ST	⚙️ S 310 951		ST	⊖ S 290 104	
2.0 GLX	01.77- 08.80						
2.0	01.79- 08.80						

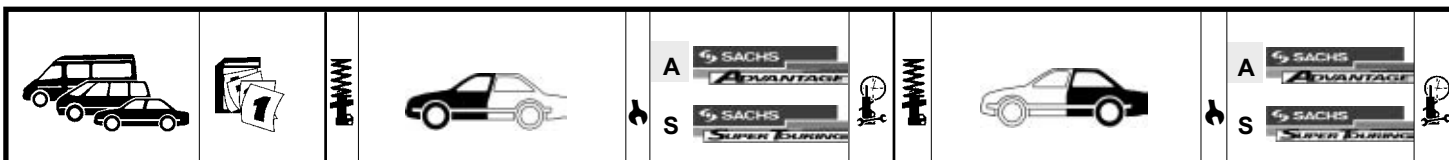
GALANT I Station Wagon (A12_V)		01.79 - 08.80					
1.6 GL (A121V)	01.79- 08.80	ST	⚙️ S 310 951		ST	⊖ S 110 957 =	
2.0 GLX (A123V)	01.79- 08.80						

GALANT II (A16_)		09.80 - 05.84					
1.6 GLX (A161A)	09.80- 05.84				ST	⊖ S 110 120 ▲=	
1.8 (A162)	07.80- 07.84						
2.0 GLS (A164)	07.80- 07.84						
2.0 GLS (A163)	09.80- 05.84						
2.0 Turbo ECi (A164)	05.82- 05.84	ST	⚙️ S 170 303				
2.3 GLS (A167)	07.80- 07.84	ST	⚙️ S 110 248 ▲=		ST	⊖ S 110 120 ▲=	
2.3 Turbo-D (A167)	09.80- 05.84						

GALANT II Station Wagon (A16_V)		09.80 - 05.84					
2.0 GLX (A163V)	09.80- 06.83	ST	10.1982->	⚙️ S 110 248 ▲=	ST	⊖ S 110 957 =	
2.3 Turbo-D (A167V)	07.83- 05.84	ST		⚙️ S 110 248 ▲=	ST	⊖ S 110 957 =	

GALANT III (E1_A)		06.84 - 12.87					
1.6 GLX (E11A)	06.84- 12.87		⚙️ S 900 047		ST	⊖ S 290 543 =	
1.8 (E14A)	08.84- 09.87					⊖ S 290 591	
2.0 GLS (E15A), 66 kW	06.86- 12.87						
2.0 GLS (E15A), 75 kW	06.84- 12.87						
2.0 Turbo ECi (E15A)	06.84- 05.85						
1.8 Turbo-D (E14A)	06.84- 12.87						
2.3 TD (E14A)	08.84- 09.87						
2.4 GLS (E16A)	07.85- 12.87		⚙️ S 900 047		ST	⊖ S 290 543 =	
						⊖ S 290 591	

GALANT IV (E3_A)		11.88 - 12.92					
1.6 L, GL (E31A)	10.87- 10.92					⊖ S 802 297 (x2)⊕	
1.8	11.88- 10.92						
1.8 (E32A)	11.88- 10.92	ST	⚙️ A 290 531 =		ST	⊖ S 290 543 =	
2.0 (E33A)	04.89- 10.92		S 290 663			S 290 591	
2.0 GTI 16V (E33A), 106 kW	11.88- 10.92		⚙️ S 900 047			⊖ S 802 297 (x2)⊕	



MITSUBISHI

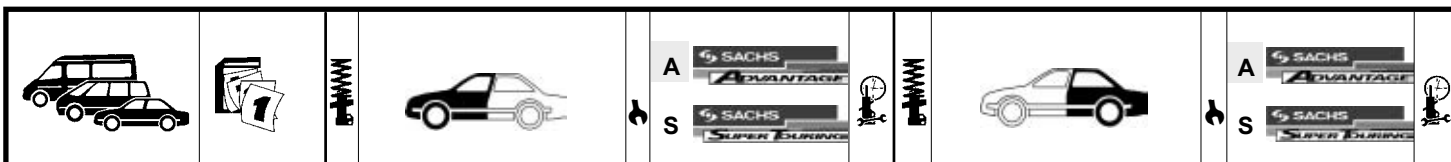
GALANT IV (E3_A)		11.88 - 12.92				
2.0 4x4 (E38A, E39A)	04.89- 10.92	ST для автомобилей без антиблокировочной системой тормозов ABS	↓ S 170 303	ST	⊙ S 170 308 =	⊙ S 802 297 (x2)⊕
2.0 GTi 16V 4x4 (E39A)	07.89- 12.92					

GALANT IV Saloon (E3_A)		11.87 - 10.92				
1.6 (E31A)	10.87- 10.92	ST	↓ A 290 531 =	ST	⊙ S 290 543 =	
1.8 (E32A), 63 kW	11.87- 08.90		↓ S 290 663		⊙ S 290 591	
1.8 (E32A), 66 kW	11.87- 10.92		↓ S 900 047		⊙ S 802 297 (x2)⊕	
2.0 (E33A)	11.87- 10.92					
2.0 GTi 16V (E33A)	11.87- 10.92					
2.0 GTi 16V	11.88- 10.92					
1.8 Turbo-D (E34A)	12.87- 10.92					
2.0 4x4 (E38A)	12.88- 10.92	ST для автомобилей без антиблокировочной системой тормозов ABS	↓ S 170 303	ST	⊙ S 170 308 =	⊙ S 802 297 (x2)⊕
2.0 GTi 16V 4x4	06.88- 10.92	ST Тип кузова: (E 39 A) для автомобилей без антиблокировочной системой тормозов ABS	↓ S 170 303	ST	⊙ S 170 308 =	⊙ S 802 297 (x2)⊕
2.0 GTi 16V 4x4 KAT	09.91- 10.92					
1.8 D	01.88- 10.92				⊙ S 802 297 (x2)⊕	

GALANT V (E5_A, E7_A, E8_A)		11.92 - 09.96				
1.8 (E52A)	02.94- 08.96	ST	⊙ S 280 960 =	ST	⊙ S 280 961 =	
1.8 GLSi (E52A)	11.92- 08.96	△	⊙ S 280 960 =	△	⊙ S 280 961 =	
2.0 GLSi (E55A)	11.92- 08.96		⊙ S 802 297 (x2)⊕		⊙ S 802 297 (x2)⊕	
2.0 GLSi 4x4 (E75A)	11.92- 08.96					
2.0 V6-24 (E54A)	11.92- 08.96					
2.0 24V (4WS) (E64A)	11.92- 08.96					
2.5 V6-24 4x4 (E88A)	11.92- 08.96					
2.0 GLSTD (E57A)	11.92- 08.96					

GALANT V Saloon (E5_A, E7_A, E8_A)		11.92 - 08.96				
1.8 (E52A)	02.94- 08.96	ST	⊙ S 280 960 =	ST	⊙ S 280 961 =	
1.8 GLSi (E52A)	11.92- 08.96	△	⊙ S 280 960 =	△	⊙ S 280 961 =	
2.0 GLSi (E55A)	11.92- 08.96		⊙ S 802 297 (x2)⊕		⊙ S 802 297 (x2)⊕	
2.0 GLSi 4x4 (E75A)	11.92- 08.96					
2.0 V6-24 (E54A)	11.92- 08.96					
2.5 V6-24 4x4 (E88A)	11.92- 08.96					
2.0 GLSTD (E57A)	11.92- 08.96					

GALANT VI (EA_)		09.96 - 10.04				
2.0	09.00- 10.04	ST	⊙ S 280 960 =	ST	⊙ S 310 046 =	
2.5 V6 24V	09.00- 10.04	△	⊙ S 280 960 =	△	⊙ S 310 046 =	
		->12.2003 со встроенным подшипником	⊙ S 802 349 (x2)⊕		⊙ S 802 402 (x2)⊕	
2.0 (EA2A)	09.96- 09.00	ST	⊙ S 280 960 =	ST	⊙ S 310 046 =	
2.5 V6 24V (EA5A)	09.96- 09.00	△	⊙ S 280 960 =	△	⊙ S 310 046 =	
2.0 TDi (EA6A)	09.96- 10.04		⊙ S 802 297 (x2)⊕		⊙ S 802 297 (x2)⊕	
		->12.1998	⊙ S 802 349 (x2)⊕		⊙ S 802 402 (x2)⊕	
		01.1999 - 12.2003 со встроенным подшипником	⊙ S 802 349 (x2)⊕		⊙ S 802 402 (x2)⊕	
2.5 Type S	10.99- 10.04		⊙ S 802 349 (x2)⊕		⊙ S 802 402 (x2)⊕	
2.0 GDi	10.99- 10.04					
1.8 GDi	11.97- 10.01		⊙ S 802 349 (x2)⊕		⊙ S 802 297 (x2)⊕	
		01.1999-> со встроенным подшипником	⊙ S 802 349 (x2)⊕		⊙ S 802 402 (x2)⊕	
		->12.1998	⊙ S 802 297 (x2)⊕			
2.4 GDi, 106 kW	09.00- 10.04		⊙ S 802 349 (x2)⊕	ST	⊙ S 310 046 =	
		->12.2003 со встроенным подшипником	⊙ S 802 349 (x2)⊕		⊙ S 802 402 (x2)⊕	
2.4 GDi, 110 kW	02.99- 09.00		⊙ S 802 349 (x2)⊕	ST	⊙ S 310 046 =	
		->12.2003 со встроенным подшипником	⊙ S 802 349 (x2)⊕	⊙	⊙ S 444 219 †	
					⊙ S 802 402 (x2)⊕	
2.4 GDi Sport	10.03- 10.04				⊙ S 802 402 (x2)⊕	



MITSUBISHI

GALANT VI Estate (EA_) 09.96 - 10.03															
2.0 2.5 V6 24V	09.00- 10.03	ST		⊕	S	280 960	=		ST	для автомобилей без системы регулировки дорожного просвета	⊕	S	310 046	=	
	09.00- 10.03	△		⊕	S	280 960	=				⊕	S	444 219	±	
				->12.2003 со встроенным подшипником	⊕		802 349	(x2)⊕		⊕			S	312 914	=
												⊕		802 402	(x2)⊕
2.0 (EA2W) 2.5 V6 24V (EA5W) 2.0 TDI (EA6W)	09.96- 09.00	ST		⊕	S	280 960	=		ST	для автомобилей без системы регулировки дорожного просвета	⊕	S	310 046	=	
	09.96- 09.00	△		⊕	S	280 960	=				⊕	S	444 219	±	
	09.96- 10.03		->12.1998	⊕		802 297	(x2)⊕		⊕			S	312 914	=	
				01.1999 - 12.2003 со встроенным подшипником	⊕		802 349	(x2)⊕		△	10.1996-> для автомобилей без системы регулировки дорожного просвета	⊕	S	312 914	=
2.4 GDI, 106 kW 2.4 GDI, 110 kW	09.00- 10.03		->12.2003 со встроенным подшипником	⊕		802 349	(x2)⊕		ST	для автомобилей без системы регулировки дорожного просвета	⊕	S	310 046	=	
	02.99- 09.00								⊕			S	444 219	±	
									△	для автомобилей без системы регулировки дорожного просвета	⊕	S	312 914	=	
											⊕		802 402	(x2)⊕	

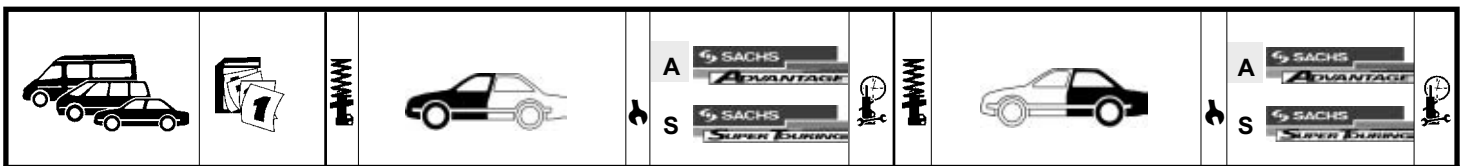
JEEP														
J20	01.61- 01.81	ST		⊕	S	110 957	=		ST		⊕	S	110 957	=
J30	01.61- 01.81													
J40	01.61- 01.81													
J54	05.77-													
J56	05.77-													
J57	05.77-													
J58	05.77-													
J59	05.77-													

L 200 (K_T) 11.86 - 08.96														
1.6 (K11T)	11.86-	ST		⊕	S	300 130			ST		⊕	S	200 825	
2.0 (K12)	07.92- 12.96													
2.5 D (K14T)	11.86- 08.96													
2.0 4WD (K22T, K32T)	11.86-	ST		⊕	S	290 639			ST		⊕	S	290 621	
2.6 4WD (K33T)	11.89- 05.95													
2.5 D 4WD (K24T)	12.87- 05.93													
2.5 TD 4WD (K34T)	11.92- 08.96													

L 200 (K_T) 06.96 -														
2.0 (K62T)	06.96-	ST		⊕	S	310 682	=		ST		⊕	S	200 825	
2.5 D (K64T)	06.96-								OHd		⊕	S	200 825	
2.4 4x4 (K75T)	06.96-	ST		⊕	S	230 453			ST		⊕	S	290 621	
2.5 TD 4x4 (K74T)	06.96-								OHd		⊕	S	290 621	
2.5 TD 4x4	11.01-													
2.5 TD 4WD (K74T)	09.01-													
2.5 TD 4WD	08.03-													

L 300 Bus (LO3_P/G, LO 2P) 05.80 - 02.87														
1.6 (L032P, L062P), 48 kW	09.81- 10.86	ST	Тип кузова: (L032P)	⊕	S	290 148			ST	Тип кузова: (L032P)	⊕	S	290 421	
1.6 (L032P, L062P), 51 kW	11.84- 02.87													
1.8 4x4 (L035G)	08.84- 02.87	ST	->10.1986	⊕	S	290 148			ST	->10.1986	⊕	S	290 146	
2.0 4x4 (L037G)	11.86- 02.87	ST		⊕	S	290 148			ST		⊕	S	290 146	
2.3 D (L038P)	04.83- 10.86	ST		⊕	S	290 148			ST		⊕	S	290 421	

L 300 Bus (P0_W, P1_W, P2_W) 11.86 -														
1.6 (P02V, P12V)	11.86-	ST		⊕	S	290 144			ST		⊕	S	311 238	
2.0 (P03W)	11.86-													
2.0 (P03W, P03V, P13V)	11.86-													



MITSUBISHI

L 300 Bus (P0_W, P1_W, P2_W) 11.86 -									
2.0 4WD (P23V, P23W)	12.86-	ST	↓	S	110 450	ST	↑	S	110 451
2.0 4WD (P23W)	11.86-								
2.4 4WD (P24W, P24V), 80 kW	11.86- 12.90								
2.4 4WD (P24W, P24V), 82 kW	11.90-								
2.5 TD 4WD (P25W, P25V)	11.88-								

L 300 Box (L03_P) 02.80 - 02.87									
1.6 (L032P)	10.86- 05.94	ST	↓	S	110 014 ▲				
					290 134				
1.6 (L032P, L062P)	05.80- 10.86	ST	↑	S	290 148	ST	↑	S	290 421
2.3 D (L038P, L068P)	09.83- 10.86								

L 300 Box (P0_W, P1_W) 11.86 -									
1.6 (P12V, P02V)	11.86- 05.94	ST	↑	S	290 144	ST	↑	S	311 238
2.0 (P03V, P13V)	11.86-								
2.5 D (P05V, P05W, P15V)	11.86-								

L 300 Flatbed / Chassis (L03_P) 05.80 - 04.94									
1.6 (L062P)	04.83- 04.94	ST	↓	S	110 116	ST	↑	S	110 230
2.5 D (L039P)	11.86- 04.94								

L 300 Flatbed / Chassis (P1_T) 04.94 -									
2.0 (P13T)	07.94-	ST	↑	S	230 140	ST	↑	S	290 421
2.5 D (P15T)	11.94-								

L 400 Bus (PAOV) 06.96 -									
2500 TD	06.96-	ST	↑	S	230 140	ST	↑	S	230 142
2500 TD 4X4	06.99-	ST	↑	S	230 146	ST	↑	S	230 148

L 400 Box (PAOV) 06.96 -									
2500 TD	09.96-	ST	↑	S	230 140	ST	↑	S	230 150
2500 TD 4x4	09.96-	ST	↑	S	230 146	ST	↑	S	230 150

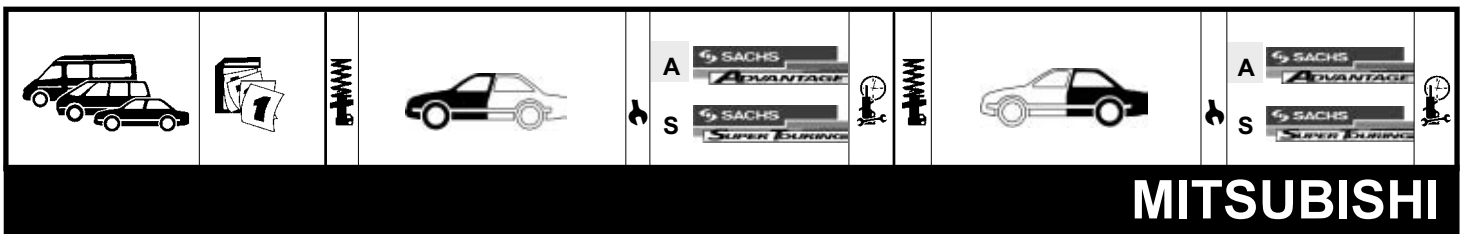
LANCER 01.73 - 07.86									
1.2 (A75V, 72V)	01.73- 08.76	ST	↓	S	310 069				
1.4 (A75V, 72V)	01.73- 08.76								

LANCER I (A17_) 09.79 - 02.83										
1.2 (A171)	01.80- 12.81	ST	↓	S	310 694	ST	->09.1980	↑	S	110 079 ▲
1.4 GLX (A172)	09.79- 02.83									
1.6 (A174), 60 kW	09.79- 02.83									
1.6 (A174), 62 kW	01.81- 02.83	ST	↓	S	310 694					
2.0 Turbo ECi (A176)	03.81- 02.83	ST	↓	S	110 248 ▲=	ST		↑	S	110 081 ▲=

LANCER F II (A17_) 03.83 - 01.84										
1.2 GLX (A171)	03.83- 01.84	ST	↓	S	110 008 ▲	ST		↑	S	110 011 ▲
1.4 GLX (A172)	03.83- 01.84									
1.4 Turbo	03.83- 01.84	ST	↓	S	110 008 ▲	ST		↑	S	110 447 ▲=

LANCER III (C1_A, C6_A) 11.83 - 04.88										
1.2 GL (C15AS)	01.84- 10.86	ST	↓	S	110 955 =	ST		↑	A	112 681 ▢
1.5 GLX (C12AS), 51 kW	06.85- 04.88				->05.1986				S	280 400 ▲
1.5 GLX (C12AS), 55 kW	11.83- 04.88				06.1986->					
1.8 Diesel (C14AS), 43 kW	01.84- 09.86									
1.8 Diesel (C14AS), 44 kW	09.86- 04.88	ST	↓	S	110 955 =	ST		↑	A	112 681 ▢
					900 045				S	280 400 ▲

LANCER III Station Wagon (C1_V, C3_V) 09.85 - 06.92										
1.5 (C12V), 51 kW	09.85- 08.89	ST	↓	S	110 955 =	ST		↑	S	110 957 =
1.5 (C12V), 55 kW	09.85- 12.87				->05.1986					
1.8 D (C14V), 43 kW	09.85- 09.86				06.1986->					



MITSUBISHI

LANCER III Station Wagon (C1_V, C3_V) 09.85 - 06.92

1.5 (C12V), 61 kW	09.88- 12.90	ST		⚙ S 110 955 =		ST	⊙ S 110 957 =	
1.5 12V (C12V)	09.90- 12.91			⚙ S 900 045				
1.8 D (C14V), 44 kW	08.86- 06.92							
1.8 4x4 (C37V), 61 kW	01.87- 08.89	ST		⚙ S 170 112		ST	⊙ S 170 114	
1.8 4x4 (C37V), 66 kW	01.87- 12.87							
1.8 4x4 (C37V), 63 kW	03.89- 12.90							
1.8 4x4 (C37V), 69 kW	08.90- 06.92							

LANCER IV (C6_A, C7_A) 04.88 - 05.94

1.3 12V (C61A)	06.92- 05.94	ST	->12.1992	⚙ A 170 094 =		ST	->12.1992	⊙ A 312 039 =	
								⊙ S 170 319	
1.5 12V (C62A)	05.89- 05.92	ST		⚙ A 170 094 =		ST		⊙ A 312 039 =	
1.8 Diesel (C64A)	04.88- 05.92							⊙ S 170 319	
1.8 GLXi 4x4 (C77A)	09.89- 06.92	ST	Число дверей: 5	⚙ S 170 320 =		ST	Число дверей: 5	⊙ S 170 321 =	
1.8 GTi 16V (C68A)	11.89- 05.92	ST		⚙ A 170 094 =		ST		⊙ A 312 039 =	

LANCER IV Saloon (C6_A) 04.88 - 06.92

1.3 (C61A), 44 kW	04.88- 05.92	ST		⚙ A 170 094 =		ST		⊙ A 312 039 =	
1.3 (C61A), 51 kW	08.88- 05.92			⚙ S 900 046				⊙ S 170 319	
1.3 12V (C61A)	01.91- 06.92								
1.5 (C62A)	04.88- 05.92								
1.5 12V (C62A)	05.89- 05.92								
1.8 GLX Diesel (C64A)	04.88- 05.92								
1.6 GTi 16V (C63A)	07.88- 12.92	ST		⚙ A 170 094 =		ST		⊙ A 312 039 =	
				⚙ S 900 046					

LANCER V (CB/D_A) 06.92 - 11.95

1.3 (CB1A)	06.92- 02.94-	ST		⚙ S 290 780 =⊕		ST		⊙ S 230 003 =	
1.6				⚙ S 290 781 =⊕					
1.6 16V (CB4A)	06.92-								
1.6 16V 4WD (CB4A)	05.92- 12.93								
2.0 Diesel (CB8A)	06.92-								
1.8 GTi (CB5A)	06.92-	ST		⚙ S 170 985 =⊕		ST		⊙ S 230 003 =	
				⚙ S 170 986 =⊕					

LANCER V Station Wagon (CB_W, CD_W) 12.92 - 10.03

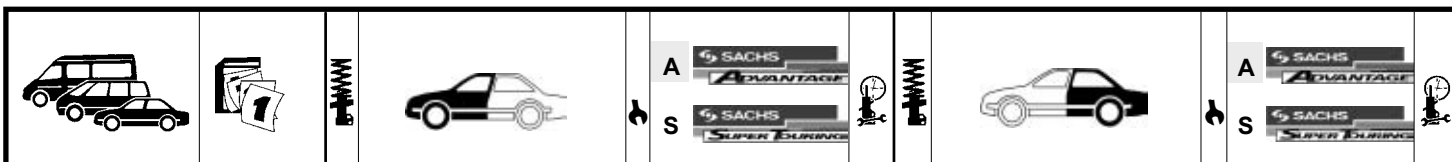
1.6 GLXi 16V (CB4W)	12.92- 10.03	ST		⚙ S 290 780 =⊕		ST		⊙ S 200 184 ▲=	
2.0 D (CB8W)	12.92- 10.03			⚙ S 290 781 =⊕					
1.6 GLXi 16V 4WD (CD4W)	12.92- 10.03	ST		⚙ S 170 987 =⊕		ST		⊙ S 200 184 ▲=	
				⚙ S 170 988 =⊕					

LANCER VI (CK/P_A) 09.95 -

1.3 12V GL, GLX (CK1A)	12.95- 08.03	ST		⚙ S 230 130 =⊕		ST		⊙ S 230 003 =	
1.5 16V (CK2A)	12.95- 08.03			⚙ S 230 131 =⊕					
1.6 16V (CK4A)	12.95- 08.03								

LANCER Kombi (CS_W) 09.03 -

1.6	09.03-	ST		⚙ S 312 908 =		SP		⊙ S 312 934 =	
		SP		⚙ S 312 890 =		->12.2006	⊙	802 297 (x2)⊕	
			->12.2006 не для: Evolution	⊙	802 403 (x2)⊕		не для: Evolution		
2.0	09.03-	ST		⚙ S 312 908 =		ST		⊙ S 312 934 =	
		SP		⚙ S 312 890 =		->12.2006	⊙	802 297 (x2)⊕	
			->12.2006 не для: Evolution	⊙	802 403 (x2)⊕		не для: Evolution		
1.8 GDi T 2.4	09.03- 09.03-		->12.2006 не для: Evolution	⊙	802 403 (x2)⊕		->12.2006 не для: Evolution	⊙	802 297 (x2)⊕



MITSUBISHI

LANCER Saloon (CS_A) 09.03 -							
1.3	09.03-	ST		↓ S 312 908 =		ST	○ S 312 934 =
1.6	09.03-		не для: Evolution	⊕ S 802 403 (x2) ⊕			⊕ S 802 297 (x2) ⊕
2.0, 99 kW	12.03-	SP	01.2004->	↓ S 312 890 =		->12.2006	⊕ S 802 297 (x2) ⊕
			не для: Evolution	⊕ S 802 403 (x2) ⊕		не для: Evolution	
1.8 SEi Limited	09.03-		->12.2006	⊕ S 802 403 (x2) ⊕		->12.2006	⊕ S 802 297 (x2) ⊕
2.0, 85 kW	09.03-		не для: Evolution			не для: Evolution	
2.0 GDI LS	09.03-						
2.4	09.03-						

MAGNA Saloon (FH_) 05.91 - 05.99							
3.5	10.95- 05.99	ST		↓ S 312 173 = ⊕			
				S 312 174 = ⊕			

OUTLANDER 05.03 -							
2.0 4WD, 100 kW	05.03-	ST		↓ S 312 903 =		ST 06.2003->	○ S 312 928 =
2.0 4WD, 93 kW	05.03-			⊕ S 802 403 (x2) ⊕		->12.2006	⊕ S 802 297 (x2) ⊕
2.0 4WD, 177 kW	05.03-						
2.4 4WD, 118 kW	11.03-	ST		↓ S 312 903 =		ST	○ S 312 928 =
				⊕ S 802 403 (x2) ⊕		->12.2006	⊕ S 802 297 (x2) ⊕
2.0 Turbo 4WD	04.04-			⊕ S 802 403 (x2) ⊕		->12.2006	⊕ S 802 297 (x2) ⊕
2.0	05.03-						
2.4 HDD Mivec	07.03- 09.06						
2.4 4WD, 102 kW	05.03-	ST		↓ S 312 903 =		ST 09.2003->	○ S 312 928 =
2.4 4WD, 119 kW	05.03-			⊕ S 802 403 (x2) ⊕		->12.2006	⊕ S 802 297 (x2) ⊕

PAJERO CLASSIC (V2_W) 06.02 -							
2.5 TD	07.02-	ST		○ S 280 324 HD		ST	○ S 280 325 HD

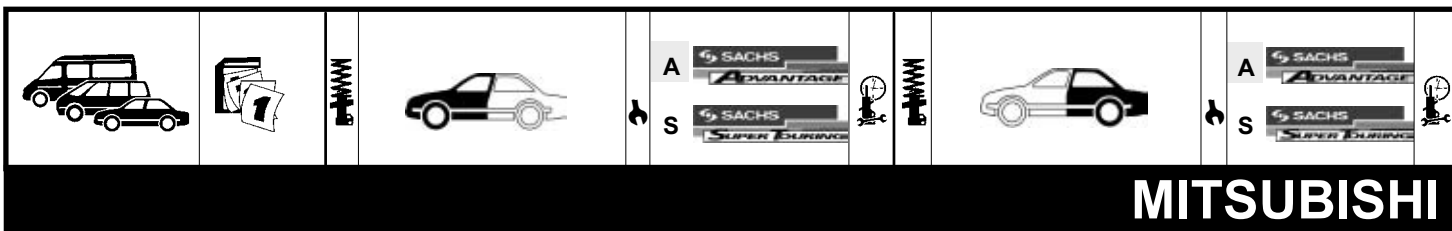
PAJERO I (L04_G, L14_G) 12.82 - 12.91							
3.0 V6 (L141G, L146G)	11.88- 11.90	ST		↓ S 110 246 ▲		ST	○ S 290 635
				S 200 042 ●			S 200 044 ●
2.5 TD (L044G, L049G), 64 kW	01.90- 12.91	ST		↓ S 110 246 ▲		ST	○ S 290 116
2.5 TD (L044G, L049G), 70 kW	11.89- 11.90			S 200 042 ●			S 200 043 ●

PAJERO I Open Off-Road Vehicle (L04_G) 12.82 - 11.90							
2.6 (L042G, L047G)	01.83- 11.90	ST		↓ S 110 246 ▲		ST	○ S 290 116
2.3 TD (L043G, L048G)	12.82- 04.86			S 200 042 ●			S 200 043 ●
2.5 TD (L044G, L049G), 62 kW	05.86- 10.89			↓ S 200 042 ●			
2.5 TD (L044G, L049G), 70 kW	11.89- 11.90						

PAJERO II (V2_W, V4_W) 12.90 - 04.00							
2.4	04.91- 04.00	ST	для автомобилей без системы электр. регулировки амортизатора	○ S 290 090 =		ST	○ S 290 091 =
3.0 V6 (V23W, V43W, V23C)	12.90- 12.95			S 280 324 HD			S 280 325 HD
3.0 V6 24V, 133 kW	06.94- 05.97						
3.0 V6 24V, 130 kW	06.97- 04.00						
3.5 V6 24V	07.97- 04.00						
3.5 V6 24V (V25W, V45W)	06.94- 04.00						
2.5 TD (V24C, V24W)	12.90- 04.00						
2.8 TD (V46W)	06.94- 04.00						

PAJERO II Open Off-Road Vehicle (V2_W, V4_W) 12.90 - 04.00							
1.8 GDI	06.98- 04.00	ST		○ S 290 090 =		ST	○ S 290 091 =
2.4	04.91- 04.00			S 280 324 HD			S 280 325 HD
3.0 V6 (V23W, v43W, V23C)	12.90- 12.95						
3.0 V6 24V	06.94- 04.00						
2.5 TD (V24C, V24W)	12.90- 04.00						

PAJERO III (V60, V70) 04.00 -							
2.5 TDi (V64W,	04.00-	ST		○ S 280 753 =		ST	○ S 280 755 =



MITSUBISHI

PAJERO SPORT (K90)		11.98 -			
3.0 V6, 130 kW	11.98-	ST	⊖ S 290 005 =	ST	⊖ S 280 757 =
3.0 V6, 123 kW	03.03-				
3.0 V6, 125 kW	06.00-				
2.5 TD, 73 kW	11.98-				
2.5 TD, 85 kW	07.02-				
2.5 TD, 98 kW	08.03-				

SANTAMO		03.99 -			
2.0 16V	05.99-	ST	⊖ S 310 665	ST	⊖ S 310 664
2.0 16V 4x4	05.99-				

SAPPORO I (A12_)		04.78 - 07.80			
1.6 SL, GL (A121)	04.78 - 07.80	ST	⊖ S 310 951	ST	⊖ S 290 104
2.0 (A123), 66 kW	04.78 - 07.80			ST	⊖ S 290 104
2.0 (A123), 72 kW	04.78 - 07.80				
2.0 (A123), 79 kW	01.79 - 07.80				

SAPPORO II (A16_A)		08.80 - 09.84			
2.0 GL (A163)	07.80 - 09.81	ST	⊖ S 110 120 ▲=	ST	⊖ S 110 120 ▲=
1.6 GLX (A161A)	08.80 - 09.84			ST	09.1981->
2.0 GSL (A164A)	08.80 - 08.83	ST	⊖ S 110 248 ▲=		
2.0 GSR (A164A)	08.80 - 09.84				
2.0 Turbo ECi (A164)	08.82 - 08.83				

SAPPORO III (E16A)		06.87 - 08.90			
2.4 (E16A)	06.87 - 08.90	ST	->06.1989	ST	⊖ S 290 543 =
					⊖ S 290 591

SIGMA (F16A)		12.90 - 07.96			
3.0 V6 (F16A), 130 kW	12.90 - 07.96	ST	⊖ S 280 759 =	ST	⊖ S 280 761 =
3.0 V6 (F16A), 151 kW	12.90 - 07.96		01.1993-> ⊖ S 802 297 (x2)⊕		⊖ S 802 297 (x2)⊕

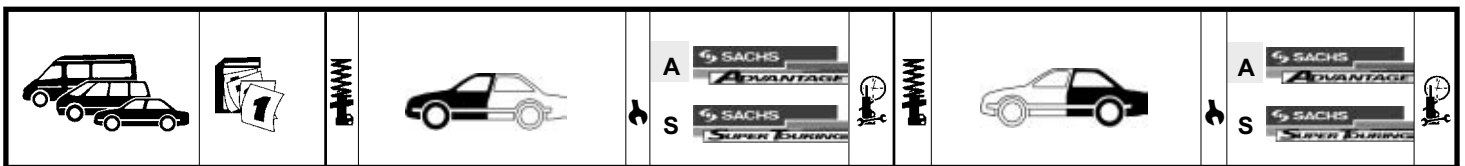
SIGMA Station Wagon (F07W)		01.93 - 07.96			
3.0 (V6)	01.93 - 07.96	ST	⊖ S 280 759 =	ST	для автомобилей без системы электр. регулировки амортизатора
					⊖ S 312 958 =

SPACE GEAR (PA/B/D_V/W)		05.95 - 05.00			
2.0 16V (PA3V/W, PB3V), 83 kW	08.96 - 05.00	ST	⊖ S 230 140	ST	⊖ S 230 142 🌀
2.0 16V (PA3V/W, PB3V), 85 kW	05.95 - 05.00				⊖ S 230 144 🌀
2.4 i (PA4W)	05.95 - 05.00				
2.5 TD (PA5V/W, PB5V), 64 kW	05.95 - 05.00				
2.5 TD (PA5V/W, PB5V), 73 kW	05.95 - 05.00				
2.4 i 4x4 (PD4V/W)	05.95 - 05.00	ST	⊖ S 230 146	ST	⊖ S 230 148 🌀
2.5 TD 4x4 (PD5V/W)	05.95 - 05.00				⊖ S 230 150 🌀

SPACE RUNNER (N1_W, N2_W)		10.91 - 08.99			
1.8 (N11W), 85 kW	06.96 - 08.99	ST	⊖ S 310 665	ST	⊖ S 310 664
1.8 (N11W), 90 kW	10.91 - 08.99		⊖ S 200 998 ▲=●		⊖ S 312 085 =●
2.0 TD GLX (N18W)	10.92 - 08.99				
1.8 4x4 (N21W), 85 kW	06.96 - 08.99	ST	⊖ S 280 771 =	ST	⊖ S 310 664
1.8 4x4 (N21W), 90 kW	10.91 - 08.99				⊖ S 312 085 =●

SPACE RUNNER (N50)		08.99 -			
2.0	08.99-	ST	Type Mines номер: N63	ST	Type Mines номер: N63
			⊖ S 312 888 =⊕		⊖ S 312 945 =
			⊖ S 312 889 =⊕		
2.4 GDI	08.99-	ST	Type Mines номер: N64	ST	Type Mines номер: N64
			⊖ S 312 888 =⊕		⊖ S 312 945 =
			⊖ S 312 889 =⊕		

SPACE STAR (DG0)		06.98 -			
1.3 16V, 60 kW	09.00-	ST	⊖ S 312 886 =⊕	ST	⊖ S 280 735 =
1.6 16V	09.01-		⊖ S 312 887 =⊕	△	⊖ S 312 921 =



MITSUBISHI

SPACE STAR (DG0)		06.98 -																																						
1.3 16V, 61 kW 1.3 16V, 63 kW	12.98- 06.98-	ST ->06.2000	<table border="1"> <tr> <td>⚡ S</td> <td>280 763</td> <td>⇒</td> <td>ST</td> <td></td> <td>○</td> <td>S</td> <td>280 735</td> <td>=</td> </tr> <tr> <td></td> <td>S</td> <td>280 764</td> <td>⇒</td> <td>△</td> <td>07.2000-></td> <td>○</td> <td>S</td> <td>312 921</td> <td>=</td> </tr> <tr> <td></td> <td>⚡ S</td> <td>312 886</td> <td>⇒</td> <td></td> <td></td> <td></td> <td></td> <td></td> </tr> <tr> <td></td> <td>S</td> <td>312 887</td> <td>⇒</td> <td></td> <td></td> <td></td> <td></td> <td></td> </tr> </table>	⚡ S	280 763	⇒	ST		○	S	280 735	=		S	280 764	⇒	△	07.2000->	○	S	312 921	=		⚡ S	312 886	⇒							S	312 887	⇒					
⚡ S	280 763	⇒	ST		○	S	280 735	=																																
	S	280 764	⇒	△	07.2000->	○	S	312 921	=																															
	⚡ S	312 886	⇒																																					
	S	312 887	⇒																																					
1.8 GDI, 87 kW 1.8 GDI, 90 kW	06.98- 06.98-	ST ->06.2000	<table border="1"> <tr> <td>⚡ S</td> <td>280 767</td> <td>⇒</td> <td>ST</td> <td></td> <td>○</td> <td>S</td> <td>280 735</td> <td>=</td> </tr> <tr> <td></td> <td>S</td> <td>280 768</td> <td>⇒</td> <td>△</td> <td>07.2000-></td> <td>○</td> <td>S</td> <td>312 921</td> <td>=</td> </tr> <tr> <td></td> <td>⚡ S</td> <td>312 886</td> <td>⇒</td> <td></td> <td></td> <td></td> <td></td> <td></td> </tr> <tr> <td></td> <td>S</td> <td>312 887</td> <td>⇒</td> <td></td> <td></td> <td></td> <td></td> <td></td> </tr> </table>	⚡ S	280 767	⇒	ST		○	S	280 735	=		S	280 768	⇒	△	07.2000->	○	S	312 921	=		⚡ S	312 886	⇒							S	312 887	⇒					
⚡ S	280 767	⇒	ST		○	S	280 735	=																																
	S	280 768	⇒	△	07.2000->	○	S	312 921	=																															
	⚡ S	312 886	⇒																																					
	S	312 887	⇒																																					

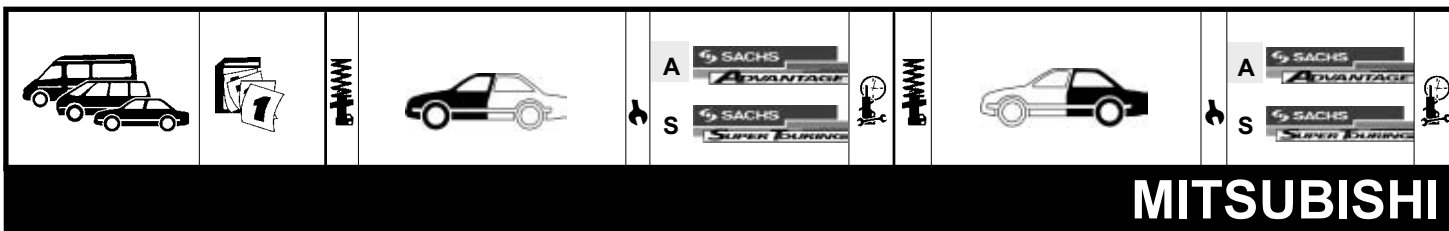
SPACE WAGON (D0_V/W)		01.84 - 04.91																			
1.8 GLX (D05V, D05W)	01.84- 12.88	ST	<table border="1"> <tr> <td>⚡ S</td> <td>110 249</td> <td></td> <td>ST</td> <td></td> <td>○</td> <td>S</td> <td>110 788</td> <td>=</td> </tr> <tr> <td></td> <td>⚡</td> <td>900 059</td> <td></td> <td></td> <td></td> <td></td> <td></td> <td></td> </tr> </table>	⚡ S	110 249		ST		○	S	110 788	=		⚡	900 059						
⚡ S	110 249		ST		○	S	110 788	=													
	⚡	900 059																			
2.0 GLX (D04W)	06.86- 05.88																				
2.0 GLXi (D04W)	06.88- 04.91																				
1.8 TD (D09W)	06.86- 04.91																				
1.8 4x4 (D05V, D05W)	10.87- 08.88		<table border="1"> <tr> <td>⚡</td> <td>900 059</td> <td></td> <td></td> <td></td> <td></td> <td></td> <td></td> <td></td> </tr> </table>	⚡	900 059																
⚡	900 059																				
2.0 GLX 4x4 (D08W)	06.86- 05.88	ST	<table border="1"> <tr> <td>⚡ S</td> <td>170 111</td> <td>=</td> <td>ST</td> <td></td> <td>○</td> <td>S</td> <td>110 788</td> <td>=</td> </tr> <tr> <td></td> <td>⚡</td> <td>900 059</td> <td></td> <td></td> <td></td> <td></td> <td></td> <td></td> </tr> </table>	⚡ S	170 111	=	ST		○	S	110 788	=		⚡	900 059						
⚡ S	170 111	=	ST		○	S	110 788	=													
	⚡	900 059																			
2.0 GLXi 4x4 (D08W)	06.88- 04.91																				
2.0 4x4 (D08W)	03.85- 04.91																				

SPACE WAGON (N3_W, N4_W)		10.91 - 10.98																														
1.8 (N31W)	10.91- 10.98	ST	<table border="1"> <tr> <td>⚡ S</td> <td>310 665</td> <td></td> <td>ST</td> <td></td> <td>○</td> <td>S</td> <td>310 664</td> <td></td> </tr> <tr> <td></td> <td>S</td> <td>200 998</td> <td>▲=●</td> <td></td> <td></td> <td></td> <td>S</td> <td>312 085</td> <td>⇒●</td> </tr> </table>	⚡ S	310 665		ST		○	S	310 664			S	200 998	▲=●				S	312 085	⇒●										
⚡ S	310 665		ST		○	S	310 664																									
	S	200 998	▲=●				S	312 085	⇒●																							
2.4 i (N34W)	10.91- 05.96																															
2.4 i	10.92- 10.98																															
1.8 TD (N35W)	10.91- 10.98																															
2.0 TD GLX (N38W)	10.92- 10.98																															
1.8 4x4 (N41W)	10.91- 10.98	ST	<table border="1"> <tr> <td>⚡ S</td> <td>280 771</td> <td>=</td> <td>ST</td> <td></td> <td>○</td> <td>S</td> <td>310 664</td> <td></td> </tr> <tr> <td></td> <td></td> <td></td> <td></td> <td></td> <td></td> <td></td> <td>S</td> <td>312 085</td> <td>⇒●</td> </tr> </table>	⚡ S	280 771	=	ST		○	S	310 664									S	312 085	⇒●										
⚡ S	280 771	=	ST		○	S	310 664																									
							S	312 085	⇒●																							
2.0 GLXi 4x4 (N43W)	10.92- 10.98																															
2.4 i AWD (N34W)	10.91- 05.96																															
2.0 GLXi (N33W)	10.92- 10.98	ST	<table border="1"> <tr> <td>⚡ S</td> <td>310 665</td> <td></td> <td>ST</td> <td></td> <td>○</td> <td>S</td> <td>310 664</td> <td></td> </tr> <tr> <td></td> <td>S</td> <td>200 998</td> <td>▲=●</td> <td></td> <td></td> <td></td> <td>S</td> <td>312 085</td> <td>⇒●</td> </tr> <tr> <td></td> <td></td> <td></td> <td></td> <td>△</td> <td></td> <td>○</td> <td>S</td> <td>312 974</td> <td></td> </tr> </table>	⚡ S	310 665		ST		○	S	310 664			S	200 998	▲=●				S	312 085	⇒●					△		○	S	312 974	
⚡ S	310 665		ST		○	S	310 664																									
	S	200 998	▲=●				S	312 085	⇒●																							
				△		○	S	312 974																								

SPACE WAGON (N5_W)		10.98 -																																					
2.0 GDI	04.02-	ST	<table border="1"> <tr> <td>⚡ S</td> <td>280 773</td> <td>⇒</td> <td>ST</td> <td></td> <td>○</td> <td>S</td> <td>280 777</td> <td>=</td> </tr> <tr> <td></td> <td>S</td> <td>280 774</td> <td>⇒</td> <td></td> <td></td> <td></td> <td></td> <td></td> </tr> <tr> <td></td> <td>S</td> <td>312 899</td> <td>⇒</td> <td></td> <td></td> <td></td> <td></td> <td></td> </tr> <tr> <td></td> <td>S</td> <td>312 900</td> <td>⇒</td> <td></td> <td></td> <td></td> <td></td> <td></td> </tr> </table>	⚡ S	280 773	⇒	ST		○	S	280 777	=		S	280 774	⇒							S	312 899	⇒							S	312 900	⇒					
⚡ S	280 773	⇒	ST		○	S	280 777	=																															
	S	280 774	⇒																																				
	S	312 899	⇒																																				
	S	312 900	⇒																																				
2.4 GDI, 108 kW	09.00-																																						
2.4 GDI 4x4, 108 kW	09.00-																																						
2.4 GDI, 110 kW	10.98-	ST	<table border="1"> <tr> <td>⚡ S</td> <td>280 773</td> <td>⇒</td> <td>ST</td> <td></td> <td>○</td> <td>S</td> <td>280 777</td> <td>=</td> </tr> <tr> <td></td> <td>S</td> <td>280 774</td> <td>⇒</td> <td></td> <td></td> <td></td> <td></td> <td></td> </tr> <tr> <td></td> <td>⚡ S</td> <td>312 899</td> <td>⇒</td> <td></td> <td></td> <td></td> <td></td> <td></td> </tr> <tr> <td></td> <td>S</td> <td>312 900</td> <td>⇒</td> <td></td> <td></td> <td></td> <td></td> <td></td> </tr> </table>	⚡ S	280 773	⇒	ST		○	S	280 777	=		S	280 774	⇒							⚡ S	312 899	⇒							S	312 900	⇒					
⚡ S	280 773	⇒	ST		○	S	280 777	=																															
	S	280 774	⇒																																				
	⚡ S	312 899	⇒																																				
	S	312 900	⇒																																				
		06.2000-> для: N84W																																					
2.4 GDI 4x4, 110 kW	10.98-	ST	<table border="1"> <tr> <td>⚡ S</td> <td>280 773</td> <td>⇒</td> <td>ST</td> <td></td> <td>○</td> <td>S</td> <td>280 777</td> <td>=</td> </tr> <tr> <td></td> <td>S</td> <td>280 774</td> <td>⇒</td> <td></td> <td></td> <td></td> <td></td> <td></td> </tr> <tr> <td></td> <td>⚡ S</td> <td>312 899</td> <td>⇒</td> <td></td> <td></td> <td></td> <td></td> <td></td> </tr> <tr> <td></td> <td>S</td> <td>312 900</td> <td>⇒</td> <td></td> <td></td> <td></td> <td></td> <td></td> </tr> </table>	⚡ S	280 773	⇒	ST		○	S	280 777	=		S	280 774	⇒							⚡ S	312 899	⇒							S	312 900	⇒					
⚡ S	280 773	⇒	ST		○	S	280 777	=																															
	S	280 774	⇒																																				
	⚡ S	312 899	⇒																																				
	S	312 900	⇒																																				
		06.2000-> для: N94W																																					

STARION (A18_A)		05.82 - 06.90										
1.8 TD (A187)	06.85- 05.87	ST	<table border="1"> <tr> <td>⚡ S</td> <td>110 248</td> <td>▲=</td> <td></td> <td></td> <td></td> <td></td> <td></td> <td></td> </tr> </table>	⚡ S	110 248	▲=						
⚡ S	110 248	▲=										
2.0 Turbo ECi (A183A), 125 kW	06.82- 12.85											
2.0 Turbo ECi (A183A), 132 kW	05.85- 08.87											
2.0 (A182)	03.82- 03.83		<table border="1"> <tr> <td></td> <td></td> <td></td> <td>ST</td> <td></td> <td>○</td> <td>S</td> <td>110 120</td> <td>▲=</td> </tr> </table>				ST		○	S	110 120	▲=
			ST		○	S	110 120	▲=				

TREDIA (A21_)		09.82 - 07.86																			
1.5 (A214A)	09.84- 10.85	ST	<table border="1"> <tr> <td>⚡ S</td> <td>110 249</td> <td></td> <td>ST</td> <td></td> <td>○</td> <td>S</td> <td>110 011</td> <td>▲</td> </tr> <tr> <td></td> <td>⚡</td> <td>900 059</td> <td></td> <td></td> <td></td> <td></td> <td></td> <td></td> </tr> </table>	⚡ S	110 249		ST		○	S	110 011	▲		⚡	900 059						
⚡ S	110 249		ST		○	S	110 011	▲													
	⚡	900 059																			
1.4 GLX (A211)	10.82- 08.85																				
GLS 1.6 (A212)	09.82- 10.87																				
1.8 GLS (A215)	08.84- 07.86																				
1.8 4WD (A 215 G)	04.85- 12.87	ST	<table border="1"> <tr> <td>⚡ S</td> <td>170 111</td> <td>=</td> <td>ST</td> <td></td> <td>○</td> <td>S</td> <td>110 447</td> <td>▲=</td> </tr> </table>	⚡ S	170 111	=	ST		○	S	110 447	▲=									
⚡ S	170 111	=	ST		○	S	110 447	▲=													
2.0 4WD GLS (A 217 G)	11.85- 12.87																				



MITSUBISHI

TREDIA (A21_)		09.82 - 07.86				
1.6 Turbo (A212), 84 kW	09.82- 05.85	ST	↓ S 110 249	ST	->09.1983	○ S 110 011 ▲
1.6 Turbo (A212), 85 kW	09.82- 07.84		⚡ S 900 059		10.1983->	○ S 110 447 ▲=
1.8 Turbo	08.84- 07.86	ST	↓ S 110 249	ST		○ S 110 447 ▲=
			⚡ S 900 059			

TRUCKS						
Delica (L031P, L031PV)	06.79- 05.86	ST	фургон / микроавтобус	↓ S 310 951		
Delica (L032PV)	06.79- 05.86					
Delica (L033PW)	06.79- 05.86					
Delica (L034P)	06.79- 05.86					
Delica (T121)	01.68- 12.79					
Delica (T120)	01.68- 12.79	ST	пикап	↓ S 310 951		
Forte (L021P)	01.78-	ST		↓ S 310 951	ST	○ S 110 957 =

VERADA Saloon		06.99 -		
3.0 Ei 24V	06.99- 09.02	ST	↓ S 312 173 =⊕	
3.0 Ei	06.99- 09.02		S 312 174 =⊕	
3.5 Ei	06.99- 09.02			
3.5	06.99- 09.02			

NISSAN

100 NX (B13)		03.90 - 10.94				
1.6	03.90- 10.94	ST	↓ S 280 906 =⊕	ST	для автомобилей с антиблокировочной системой тормозов ABS	↓ A 170 244 =⊕
			S 280 907 =⊕			A 170 245 =⊕
			⚡ 900 027			S 170 252 ⊕
			⊕ 802 122 (x2)⊕			S 170 253 ⊕
			01.1991->			
					для автомобилей без антиблокировочной системой тормозов ABS	↓ A 170 240 =⊕
						A 170 241 =⊕
						S 170 248 ⊕
						S 170 249 ⊕
1.6 SR	09.93- 10.94	ST	↓ S 280 906 =⊕	ST	для автомобилей с антиблокировочной системой тормозов ABS	↓ A 170 244 =⊕
			S 280 907 =⊕			A 170 245 =⊕
			⊕ 802 122 (x2)⊕			S 170 252 ⊕
			⚡ 900 027			S 170 253 ⊕
					для автомобилей без антиблокировочной системой тормозов ABS	↓ A 170 240 =⊕
						A 170 241 =⊕
						S 170 248 ⊕
						S 170 249 ⊕
2.0 GTI	03.91- 10.94	ST	↓ S 280 906 =⊕	ST		↓ A 170 244 =⊕
			S 280 907 =⊕			A 170 245 =⊕
			⊕ 802 122 (x2)⊕			S 170 252 ⊕
			⚡ 900 027			S 170 253 ⊕
2.0	10.90- 10.94		⊕ 802 122 (x2)⊕			

200 SX (S13)		07.88 - 11.94				
1.8 Turbo	07.88- 11.93	ST	↓ S 280 779 =⊕	ST		○ S 280 783 =
2.0 i 16V	07.88- 11.93		S 280 780 =⊕			⊕ 802 344 (x2)⊕

200 SX (S14)		10.93 - 12.99				
2.4 i	10.93-		⊕ 802 122 (x2)⊕			
2.0 i 16V	10.93- 12.99	ST	↓ S 280 785 =⊕	ST		○ S 280 789 =
2.0 i 16V Turbo	10.93- 12.99		S 280 786 =⊕			
			⊕ 802 122 (x2)⊕			
			01.1995 - 12.1998			

200 SX (S15)		01.99 - 08.02			
2.0	01.99- 08.02	ST	11.2000->	↓ S 312 105 =⊕	
2.0 Turbo	01.99- 08.02				