

DAEWOO

NEXIA (KLETN) 02.95 - 08.97

1.5, 44 kW	08.96- 08.97	ST		↓ A	100 678 =	1,2	ST		↓ S	105 790	0,7
1.5, 52 kW	02.95- 08.97			S	100 338	1,2			S	105 791 =●	0,7
1.5, 55 kW	02.95- 08.97		(125): mit integriertem Kugellager / with integrated ball bearing	⊙	802 037	⊕(x2)					
1.5 16V	02.95- 08.97			⊕	802 420	⊕(x2)					
				⊕	900 003						
1.8	10.95- 08.97		(125): mit integriertem Kugellager / with integrated ball bearing	⊙	802 037	⊕(x2)					
				⊕	802 420	⊕(x2)					

NEXIA Stufenheck/Saloon/avec coffre (KLETN) 02.95 - 08.97

1.5, 44 kW	08.96- 08.97	ST		↓ A	100 678 =	1,2	ST		↓ S	105 790	0,7
1.5, 52 kW	02.95- 08.97			S	100 338	1,2			S	105 791 =●	0,7
1.5, 55 kW	02.95- 08.97		(125): mit integriertem Kugellager / with integrated ball bearing	⊙	802 037	⊕(x2)					
1.5 16V	02.95- 08.97			⊕	802 420	⊕(x2)					
				⊕	900 003						
1.8	10.95- 08.97		(125): mit integriertem Kugellager / with integrated ball bearing	⊙	802 037	⊕(x2)					
				⊕	802 420	⊕(x2)					

NUBIRA (KLAJ) 04.97 -

1.6 16V	05.97-	ST	->07.1997	↓ S	280 597	⊕	2,2	ST	Chass. KLAJ****EV	↓ S	290 170	⊕	1,4
2.0 16V	05.97-		Chass. KLAJ****EV	S	280 598	⊕	2,2		Chass.	S	290 171	⊕	1,4
			08.1997->	↓ S	290 174	⊕	2,2		KLAJ****EW,EX,EY,***				
			Chass.	S	290 175	⊕	2,2						
			KLAJ****EW,EX,EY,***										

NUBIRA Stufenheck/Saloon/avec coffre (KLAJ) 05.97 -

1.6 16V	05.97-	ST	->07.1997	↓ S	280 597	⊕	2,2	ST	Chass. KLAJ****EV	↓ S	290 170	⊕	1,4
2.0 16V	05.97-		Chass. KLAJ****EV	S	280 598	⊕	2,2		Chass.	S	290 171	⊕	1,4
			08.1997->	↓ S	290 174	⊕	2,2		KLAJ****EW,EX,EY,***				
			Chass.	S	290 175	⊕	2,2						
			KLAJ****EW,EX,EY,***										

NUBIRA Wagon/Estate/Break (KLAJ) 05.97 -

1.6 16V	05.97-	ST	->07.1997	↓ S	280 597	⊕	2,2	ST	Chass. KLAJ****EV	↓ S	290 170	⊕	1,4
2.0 16V	05.97-		Chass. KLAJ****EV	S	280 598	⊕	2,2		Chass.	S	290 171	⊕	1,4
			08.1997->	↓ S	290 174	⊕	2,2		KLAJ****EW,EX,EY,***				
			Chass.	S	290 175	⊕	2,2						
			KLAJ****EW,EX,EY,***										

REZZO (KLAU) 09.00 -

1.6	09.00-							ST		↓ S	312 585	□*	
1.8, 66 kW	09.00-												
1.8, 72 kW	09.00-												
1.8, 74 kW	09.00-												
2.0	09.01-												

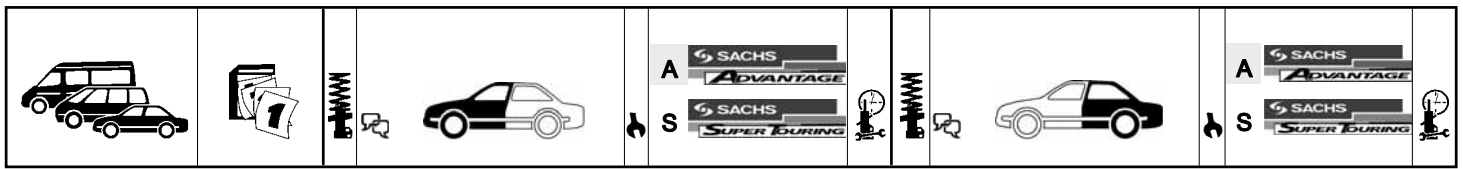
TICO (KLY3) 02.95 - 12.00

0.8	02.95- 12.00	ST		↓ S	280 941	▲⊕		ST		↓ S	280 943		
				S	280 942	▲⊕							

DAIHATSU

APPLAUSE I (A101, A111) 06.89 - 07.97

1.6 16V (A101), 66 kW	06.89- 07.97	ST		↓ S	200 124	▲=⊕	1,7	ST		↓ S	200 128	=⊕	1,7
1.6 16V (A101), 77 kW	06.89- 07.97			S	200 125	▲=⊕	1,7			S	200 129	=⊕	1,7
									01.1991->	⊙	802 295	⊕(x2)	
1.6 16V 4WD (A111)	06.89- 07.97	ST		↓ S	200 124	▲=⊕	1,7	ST		↓ S	200 132	▲=	
				S	200 125	▲=⊕	1,7			S	200 133	▲=	
									01.1991->	⊙	802 295	⊕(x2)	



DAIHATSU

APPLAUSE II 07.97 -

1.6 16V	07.97-																	802 295	⊕(x2)
---------	--------	--	--	--	--	--	--	--	--	--	--	--	--	--	--	--	--	---------	-------

CHARADE II (G11, G30) 01.83 - 05.87

1.0 (G11)	10.83- 03.87	ST			⊥ S	110 437	▲⊕	1,0	ST			⊥ S	310 034	▲	0,9
1.0 Turbo (G11)	10.83- 03.87				⊥ S	110 438	▲⊕	1,0							
1.0 D (G30)	10.83- 03.87														
1.0 TD (G30)	02.85- 03.87														

CHARADE III (G100, G101, G102) 01.87 - 07.93

1.0 (G100), 38 kW	03.87- 12.92	ST			⊥ A	200 116	▲=⊕	0,8	ST			⊥ A	200 120	=⊕	1,1
1.0 (G100), 40 kW	11.90- 12.92				⊥ A	200 117	▲=⊕	0,8				⊥ A	200 121	=⊕	1,1
1.0 (G100), 41 kW	04.89- 12.92				⊥ S	170 489	▲⊕	0,8				⊥ S	170 994	⊕	1,1
1.3 i (G102)	06.88- 12.92				⊥ S	170 490	▲⊕	0,8				⊥ S	170 995	⊕	1,1
1.0 D (G101)	03.87- 12.92											⊥	900 027		
1.0 TD (G101)	03.87- 12.92														
1.0 Turbo (G100)	03.87- 10.90	ST			⊥ A	200 116	▲=⊕	0,8	ST			⊥ A	200 120	=⊕	1,1
					⊥ A	200 117	▲=⊕	0,8				⊥ A	200 121	=⊕	1,1
												⊥	900 027		
1.0 GTi (G100)	03.87- 12.92	ST			⊥ A	200 116	▲=⊕	0,8							
					⊥ A	200 117	▲=⊕	0,8							

CHARADE IV (G200, G202) 01.93 - 11.99

1.0	09.94- 03.96	ST			⊥ S	230 084	=⊕	1,0	ST			⊥ S	230 088	=⊕	1,1
					⊥ S	230 085	=⊕	1,0				⊥ S	230 089	=⊕	1,1
												⊕	802 295	⊕(x2)	
1.3	09.96- 11.99	ST			⊥ S	230 421	=⊕	1,0	ST			⊥ S	230 425	=⊕	1,1
1.3 16V, 55 kW	05.96- 11.99				⊥ S	230 422	=⊕	1,0				⊥ S	230 426	=⊕	1,1
1.5 16V	01.97- 11.99											⊕	802 295	⊕(x2)	
1.3 16V, 62 kW	01.93- 11.99	ST	->05.1996		⊥ S	230 084	=⊕	1,0	ST	->05.1996		⊥ S	230 088	=⊕	1,1
1.6 GTi	03.93- 11.99				⊥ S	230 085	=⊕	1,0				⊥ S	230 089	=⊕	1,1
			06.1996->		⊥ S	230 421	=⊕	1,0		06.1996->		⊥ S	230 425	=⊕	1,1
					⊥ S	230 422	=⊕	1,0				⊥ S	230 426	=⊕	1,1
												⊕	802 295	⊕(x2)	

CHARADE IV Stufenheck/Saloon/avec coffre (G203) 08.94 -

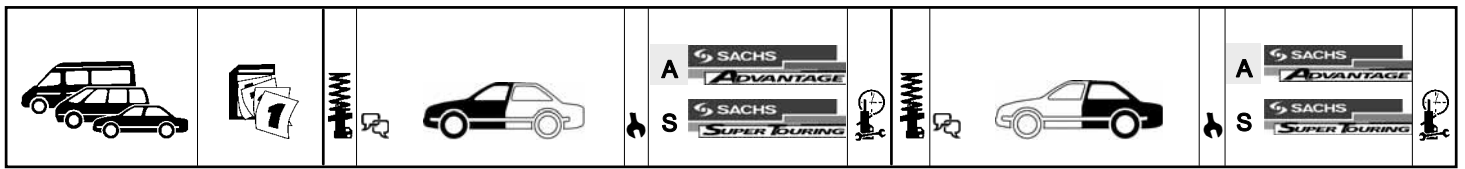
1.5	10.94-	ST			⊥ S	230 421	=⊕	1,0	ST			⊥ S	230 425	=⊕	1,1
					⊥ S	230 422	=⊕	1,0				⊥ S	230 426	=⊕	1,1
												⊕	802 295	⊕(x2)	
1.3	04.98- 11.99											⊕	802 295	⊕(x2)	
1.6 GS	03.93- 03.96														
1.0	10.99- 10.02									->12.2000		⊕	802 295	⊕(x2)	
1.5 16V	08.94-	ST	->05.1996		⊥ S	230 084	=⊕	1,0	ST	->05.1996		⊥ S	230 088	=⊕	1,1
					⊥ S	230 085	=⊕	1,0				⊥ S	230 089	=⊕	1,1
			06.1996->		⊥ S	230 421	=⊕	1,0		06.1996->		⊥ S	230 425	=⊕	1,1
					⊥ S	230 422	=⊕	1,0				⊥ S	230 426	=⊕	1,1
												⊕	802 295	⊕(x2)	

CHARMANT (A_0) 02.77 - 08.85

1.3 (A 30)	02.77- 07.81								ST			⊥ S	290 599	▲	
1.6 (A 40)	03.78- 08.81														

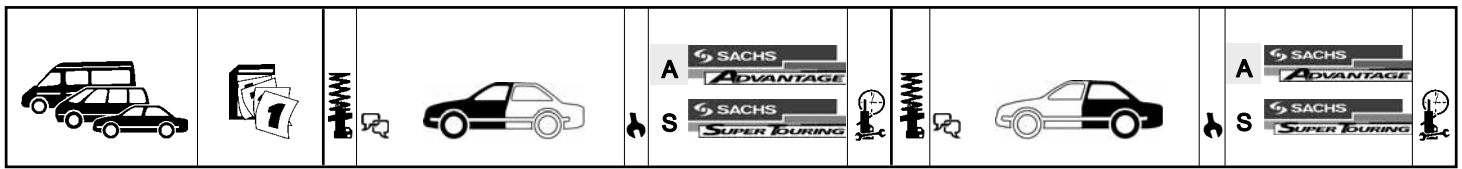
CHARMANT (A) 10.81 - 07.87

1.3 (A35)	11.81- 07.87	ST	->07.1983		⊥ S	110 086			ST			⊥ A	112 292	▣	0,5
			08.1983->		⊥ S	110 731	▲=	2,3				⊥ S	290 095		
												⊥ S	101 571	▲●	0,5
1.5 (A55)	09.81- 07.83	ST			⊥ S	110 086			ST			⊥ A	112 292	▣	0,5
												⊥ S	101 571	▲●	0,5
1.6 (A45)	12.81- 09.84	ST			⊥ S	110 731	▲=	2,3	ST	->08.1983		⊥ S	290 095		
												⊥ A	112 292	▣	0,5
												⊥ S	101 571	▲●	0,5
1.6 (A60), 57 kW	09.85- 07.87	ST			⊥ S	110 731	▲=	2,3	ST			⊥ A	112 292	▣	0,5
1.6 (A60), 60 kW	05.86- 07.87											⊥ S	290 095		
												⊥ S	101 571	▲●	0,5



DAIHATSU

CHARMANT (A) 10.81 - 07.87											
1.6 (A60), 61 kW	08.83- 07.87	ST	↓ S 110 731 ▲=	2,3	ST	09.1983->	○ S 290 095				
							○ A 112 292 ■			0,5	
							○ S 101 571 ▲●			0,5	
CUORE I (L55, L60) 08.80 - 09.85											
0.5 (L55)	10.80- 09.85				ST		○ S 110 238 ▲			0,5	
0.6 (L60)	08.82- 09.85										
CUORE III (L201) 08.90 - 04.95											
0.8	10.90- 12.94	ST	↓ S 230 072 ▲⊕	0,8	ST		○ S 230 076 ▲			0,6	
			↓ S 230 073 ▲⊕	0,8							
CUORE IV (L501) 12.94 - 10.98											
0.8	01.95- 11.96	ST	↓ S 230 078 ⊕	0,8	ST		○ S 230 082			0,6	
			↓ S 230 079 ⊕	0,8							
CUORE V (L5) 11.96 - 10.98											
0.8	11.96- 10.98	ST	↓ S 230 078 ⊕	0,8	ST		○ S 230 082			0,6	
			↓ S 230 079 ⊕	0,8							
CUORE VI (L7_) 10.98 - 05.03											
1.0 i (L701)	10.98- 05.03	ST	↓ A 280 615 ▲=⊕		ST		○ A 280 619 =				
			↓ A 280 616 ▲=⊕				○ S 280 613				
			↓ S 280 609 ⊕								
			↓ S 280 610 ⊕								
CUORE VII (L251) 03.03 -											
1.0	05.03-	ST	↓ S 312 845 =⊕		ST	->12.2003	○ S 312 936 =				
			↓ S 312 846 =⊕			12.2003 - 12.2006	○ S 312 950 =				
FEROZA Hard Top (F300) 10.88 -											
1.6 16V	10.88-	ST	○ S 170 261 =	0,7	ST		○ S 312 559 =			0,7	
1.6 i 16V	10.88-										
FEROZA Soft Top (F300) 10.88 -											
1.6 16V	10.88-	ST	○ S 170 261 =		ST		○ S 312 559 =				
1.6 i 16V	10.88-										
FEROZA (F310) 05.92 - 12.99											
1.6	05.92- 12.99	ST	○ S 170 261 =		ST		○ S 310 650 =				
GRAN MOVE (G3) 10.96 -											
1.5 16V (G303)	10.96- 07.98	ST	↓ S 230 421 =⊕	1,6	ST	->09.1997	↓ S 230 425 =⊕	1,7			
			↓ S 230 422 =⊕	1,6		(89): für Fahrzeuge mit ABS / For vehicles with ABS	↓ S 230 426 =⊕	1,7			
						09.1997->	↓ S 230 425 =⊕	1,7			
						(94): für Fahrzeuge ohne ABS / for vehicles without ABS	↓ S 230 426 =⊕	1,7			
							⊕ 802 295 ⊕(x2)				
1.5 GX	10.96- 08.98						⊕ 802 295 ⊕(x2)				
1.5 GLX	10.96- 08.98										
1.6 16V (G301)	05.98-	ST	↓ S 230 421 =⊕	1,6	ST	(94): für Fahrzeuge ohne ABS / for vehicles without ABS	↓ S 230 425 =⊕	1,7			
			↓ S 230 422 =⊕	1,6			↓ S 230 426 =⊕	1,7			
							⊕ 802 295 ⊕(x2)				
1.6 GX	06.98- 07.02					->12.2000	⊕ 802 295 ⊕(x2)				
1.6 GLX	06.98- 07.02										
MOVE (L6, L9) 06.94 -											
0.8	10.96-	ST	↓ S 230 415 =⊕	1,0	ST		○ S 230 419 =			0,8	
			↓ S 230 416 =⊕	1,0							
1.0 i	10.98-	ST	↓ A 280 615 ▲=⊕		ST		○ A 280 619 =				
			↓ A 280 616 ▲=⊕								



DAIHATSU

ROCKY Hard Top (F7, F8) 06.84 - 04.93

2.0	02.85- 04.93	ST		⊙	S	312 559 =		ST	(85): für / for: F77, F87	⊙	S	290 956 ▲	
2.2 (F 80/85)	09.91- 04.93								(130): nicht für / Not for: F77, F87	⊙	S	312 559 =	
2.8 TD, 67 kW	12.87- 04.93												
2.8 D	02.85- 09.91-	ST	->04.1993	⊙	S	312 559 =		ST	->04.1993	⊙	S	290 956 ▲	
2.8 TD, 75 kW			05.1993->	⊙	S	230 429 =			(85): für / for: F77, F87				
			(85): für / for: F73, F78						->04.1993	⊙	S	312 559 =	
									(130): nicht für / Not for: F77, F87				
									05.1993->	⊙	S	230 431 =	
									(85): für / for: F73, F78				
2.8 TD, 72 kW	05.93-	ST	(85): für / for: F73, F78	⊙	S	230 429 =		ST	(85): für / for: F73, F78	⊙	S	230 431 =	

ROCKY Soft Top (F7, F8) 02.85 - 04.93

2.0	02.85- 04.93	ST		⊙	S	312 559 =		ST	(85): für / for: F77, F87	⊙	S	290 956 ▲	0,9
2.8 TD, 67 kW	12.87- 04.93								(130): nicht für / Not for: F77, F87	⊙	S	312 559 =	
2.8 D	02.85- 09.91-	ST	->04.1993	⊙	S	312 559 =		ST	->04.1993	⊙	S	290 956 ▲	0,9
2.8 TD, 75 kW			05.1993->	⊙	S	230 429 =	0,5		(85): für / for: F77, F87				
			(85): für / for: F73, F78						->04.1993	⊙	S	312 559 =	
									(130): nicht für / Not for: F77, F87				
									05.1993->	⊙	S	230 431 =	0,9
									(85): für / for: F73, F78				

SIRION (M1) 04.98 - 04.05

1.0 i (M100)	04.98- 09.00	ST	Chass. M100 - 538946->	⊙	S	312 132 =	⊙	ST		⊙	A	280 619 =	0,5
							0,3						
							0,3						
1.0 i 4WD, 41 kW	04.99- 09.00	ST	Chass. M100 - 542040->	⊙	S	312 132 =		ST		⊙	S	280 625 =	0,5
1.0 i 4WD, 43 kW	09.00- 01.05												
							0,3						
							0,3						
1.0 i	09.00- 01.05	ST	Chass. M100 - 538946->	⊙	S	312 132 =		ST		⊙	A	280 619 =	0,5
1.3 Sport	08.00- 01.05	ST		⊙	S	312 132 =		ST		⊙	A	280 619 =	0,5
1.3 Sport 4WD	08.00- 01.05	ST		⊙	S	312 132 =		ST		⊙	S	280 625 =	0,5

SIRION (M3_) 01.05 -

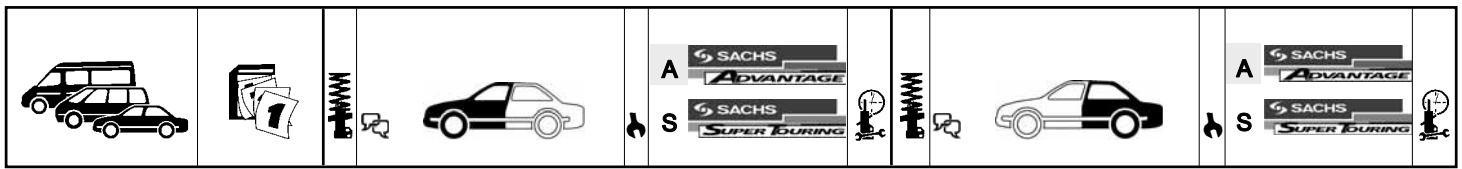
1.0	01.05-	ST	04.2005->	⊙	S	312 847 =		ST	04.2005->	⊙	S	312 947 =	
			(85): für / for: M300						(85): für / for: M300				
1.3	01.05-	ST	04.2005->	⊙	S	312 847 =		ST	04.2005->	⊙	S	312 947 =	
			(85): für / for: M301						(85): für / for: M301				

TAFT 09.76 - 02.85

F 10	08.78- 12.84							ST		⊙	S	110 230	
1.6 D 4x4 (F20, F25)	09.76- 02.85												
2.5 D 4x4 (F50, F55)	08.78- 08.82												
F 25	11.79- 12.84							ST		⊙	S	290 956 ▲	
F 55	11.79- 12.84												
2.8 D 4x4 (F60, F65)	08.82- 02.85	ST		⊙	S	230 164		ST		⊙	S	110 230	
F 70, F 75	04.84- 04.93	ST		⊙	S	312 559 =		ST		⊙	S	312 559 =	
F 80, F 85	04.84- 04.93												
F 73	05.93-	ST		⊙	S	230 429 =		ST		⊙	S	230 431 =	
F 78	05.93-												
F 77	04.84- 04.93	ST		⊙	S	312 559 =		ST		⊙	S	290 956 ▲	
F 87	04.84- 04.93												

TERIOS (J1) 05.97 - 10.05

1.3 4WD, 61 kW	10.97- 10.00							ST	09.1998 - 05.2000	⊙	S	313 789 =	
									(13): Baumuster / Model: J100				
1.3 DVVT FWD	10.02- 10.05							ST		⊙	S	313 789 =	



DAIHATSU

TERIOS (J1) 05.97 - 10.05

1.3 4WD, 63 kW	10.00- 10.05			ST	->12.2001 12.2001-> (13): Baumuster / Model: J102 ----- -----	○	S	313 789 =	
						○	S	312 758 =	

TERIOS (J2_) 11.05 -

1.5 4WD	05.06-			ST	(13): Baumuster / Model: J210	○	S	313 784 =	
1.5	11.05-			ST	05.2006-> (13): Baumuster / Model: J200	○	S	313 784 =	
1.3 DVVT 4x4	11.05-			ST	05.2006-> (13): Baumuster / Model: J211	○	S	313 784 =	

YRV (M2) 02.01 -

1.0	02.01-	ST		⚙	S	312 132 =		ST	○	A	280 619 =	0,5
1.3	02.01-				S	312 133 =						
1.3 4WD	02.01-	ST		⚙	S	312 132 =		ST	○	S	280 625 =	0,5
					S	312 133 =						

DAIMLER

2.8 - 5.3 10.69 - 02.93

Sovereign 2.8	10.69- 05.75	ST		○	S	106 798 =		ST	○	S	110 268 = (x4)	
Sovereign 3.4	05.75- 12.78											
Sovereign 4.2, 124 kW	06.76- 03.79											
Sovereign 4.2, 127 kW	09.73- 03.79											
Sovereign 4.2, 137 kW	10.69- 09.73											
Sovereign 4.2, 151 kW	03.79- 10.86											
Double Six / Vanden 5.3, 186 kW	09.73- 05.75											
Double Six / Vanden 5.3, 198 kW	07.72- 09.73											
Double Six 5.3, 211 kW	05.75- 07.81											
Double Six H.E. 5.3	07.81- 10.86											
Double Six 5.3, 194 kW	10.86- 02.93	ST	->12.1986	○	S	106 798 =		ST	->12.1986	○	S	110 268 = (x4)
Double Six 5.3, 197 kW	07.81- 02.93											

XJ 40, 81 10.86 - 09.94

Sovereign 3.6, 136 kW	10.86- 09.89	ST		⚙	S	170 121 =	0,9	ST	○	S	170 122 =	0,8
Sovereign 3.6, 145 kW	10.86- 07.89											
Sovereign 4.0	09.89- 09.94											
Double Six 6.0	02.93- 09.94											

DODGE

B-series

B-series	01.71- 02.02							ST	○	S	030 207 ▲=	
----------	--------------	--	--	--	--	--	--	----	---	---	------------	--

CARAVAN I 08.84 - 01.95

2.5 i	01.86- 02.95	ST		⚙	S	200 685 =		ST	○	S	200 687 =	
3.3 i	01.86- 02.95			⚙		900 071						
2.5 TD	01.86- 02.95											

CARAVAN II 01.95 - 03.01

2.0 i	01.95- 03.01	ST		⚙	S	030 645 =		ST	○	S	200 687 =	
2.4 i	01.95- 03.01			⚙		900 071						