

LEXUS

RX (MCU_)		04.03 -			
300 350	05.03- 02.06-	ST (95): für Fahrzeuge ohne Luftfederung / For vehicles without pneumatic suspension	⚙️ S 312 904 =Ⓟ S 312 905 =Ⓟ	ST (95): für Fahrzeuge ohne Luftfederung / For vehicles without pneumatic suspension	⚙️ S 312 901 =Ⓟ S 312 902 =Ⓟ
		(95): für Fahrzeuge ohne Luftfederung / For vehicles without pneumatic suspension	Ⓢ 802 360 ⊕(x2)	(95): für Fahrzeuge ohne Luftfederung / For vehicles without pneumatic suspension	Ⓢ 802 437 Ⓟ 802 438 ⊕
3.3	04.03-	ST (95): für Fahrzeuge ohne Luftfederung / For vehicles without pneumatic suspension	⚙️ S 312 904 =Ⓟ S 312 905 =Ⓟ	ST (95): für Fahrzeuge ohne Luftfederung / For vehicles without pneumatic suspension	⚙️ S 312 901 =Ⓟ S 312 902 =Ⓟ
					Ⓢ 802 437 Ⓟ 802 438 ⊕

SC		08.01 -	
430	08.01-		Ⓢ 802 440 ⊕(x2)

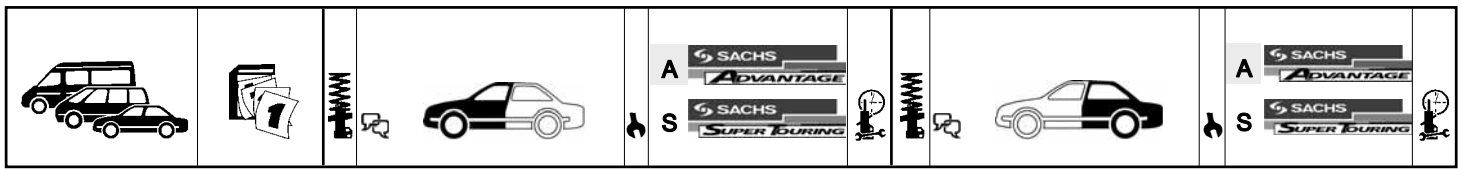
LINCOLN

TOWN CAR		01.82 - 12.02	
Town Car	01.82- 12.02		ST Ⓢ 030 232 ▲=

MAZDA

2 (B2W)		04.03 -			
1.25 1.4 1.6 1.4 CD	04.03- 04.03- 04.03- 04.03-	ST ->12.2003	⚙️ A 311 698 =Ⓟ A 311 699 =Ⓟ S 311 694 =Ⓟ S 311 695 =Ⓟ	ST	Ⓢ 311 898 = S 311 897 =
		01.2004->	⚙️ S 312 867 =Ⓟ S 312 868 =Ⓟ		
		(148): ohne Kugellager / without ball bearing	Ⓢ 802 329 ⊕(x2)		
1.3 L 1.5	04.03- 04.03-	(148): ohne Kugellager / without ball bearing	Ⓢ 802 329 ⊕(x2)		

3 (BK14)		10.03 -			
1.4, 59 kW	02.04-	ST	⚙️ A 313 413 =Ⓟ A 313 417 =Ⓟ S 312 824 =Ⓟ S 312 825 =Ⓟ	ST	Ⓢ 802 341 ⊕(x2) Ⓢ 313 421 = S 312 949 = ⚙️ 900 064 ⊕
			⚙️ 801 041 ⊕(x2) ⚙️ 900 157		
1.6 1.4, 62 kW 2.0 1.6 Di Turbo	10.03- 10.03- 10.03- 06.04-	ST	⚙️ A 313 413 =Ⓟ A 313 417 =Ⓟ S 312 824 =Ⓟ S 312 825 =Ⓟ	ST	Ⓢ 802 341 ⊕(x2) Ⓢ 313 421 = S 312 949 = ⚙️ 900 064 ⊕
		->11.2005	Ⓢ 802 460 ⊕(x2) Ⓢ 802 458 ⚙️ 801 041		
2.3 MZR	10.03- 09.04		⚙️ 802 460 ⊕(x2) Ⓢ 802 458		
2.3 MZR Sport 2.3 DiSi Turbo MPS	10.03- 06.06-	->11.2005	Ⓢ 802 460 ⊕(x2) Ⓢ 802 458		



MAZDA

3 Stufenheck (BK12) 10.03 -

1.6 2.0 1.6 DI Turbo	02.04- 02.04- 06.04-	ST		⚙️ A 313 413 =⊕	ST		⊕	802 341 ⊕(x2)	
				A 313 417 =⊕					A 313 421 =
				S 312 824 =⊕					S 312 949 =
				S 312 825 =⊕					⚙️ 900 064 ⊕
			->11.2005	⊕					
				⚙️ 802 460 ⊕(x2)					
				⊕ 802 458					
				⚙️ 801 041					
				⚙️ 900 157					
2.3, 118 kW 2.3, 126 kW	10.03- 09.04 10.03-						⚙️	900 064 ⊕	

5 (CR19) 02.05 -

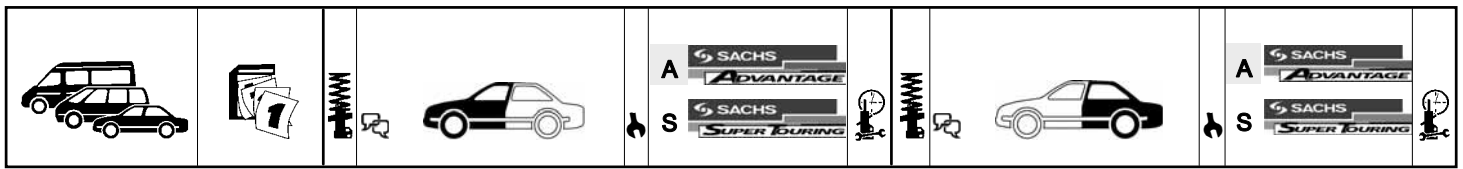
1.8 2.0 2.0 CD, 81 kW 2.0 CD, 105 kW	03.05- 03.05- 03.05- 06.05-	ST		⚙️ A 313 413 =⊕	ST		⊕	802 341 ⊕(x2)	
				A 313 417 =⊕					S 313 575 =
				S 312 824 =⊕					⚙️ 900 064 ⊕
				S 312 825 =⊕					
				⚙️ 801 041 ⊕(x2)					
2.3 2.0 CD, 107 kW	02.05- 03.05-						⚙️	900 064 ⊕	

6 (GG) 06.02 -

1.8 2.0, 104 kW 2.3, 122 kW 2.0 DI, 89 kW 2.0 DI, 100 kW	08.02- 06.02- 06.02- 08.02- 06.02-	ST	(97): für Fahrzeuge ohne Niveauregulierung / For vehicles without ride height adjustment	⚙️ S 312 922 =⊕	ST	(97): für Fahrzeuge ohne Niveauregulierung / For vehicles without ride height adjustment	⊕	S 311 822 =				
				S 312 923 =⊕								
				△ (97): für Fahrzeuge ohne Niveauregulierung / For vehicles without ride height adjustment					⚙️ S 312 756 =⊕	△ (97): für Fahrzeuge ohne Niveauregulierung / For vehicles without ride height adjustment	⊕	S 311 822 =
									S 312 757 =⊕			
			->02.2004	⊕								
			->Chass. 233651									
			->Chass. 233651	⚙️				900 175				
			Chass. 233652->	⚙️				900 158				
2.0, 108 kW 2.3, 191 kW 2.0 DI, 105 kW	03.05- 12.05- 06.05-	ST	(97): für Fahrzeuge ohne Niveauregulierung / For vehicles without ride height adjustment	⚙️ S 312 922 =⊕	ST	(97): für Fahrzeuge ohne Niveauregulierung / For vehicles without ride height adjustment	⊕	S 311 822 =				
				S 312 923 =⊕								
		△	(97): für Fahrzeuge ohne Niveauregulierung / For vehicles without ride height adjustment	⚙️ S 312 756 =⊕	△	(97): für Fahrzeuge ohne Niveauregulierung / For vehicles without ride height adjustment	⊕	S 311 822 =				
				S 312 757 =⊕								
				⚙️ 900 158								

6 Hatchback (GG) 08.02 -

1.8 2.0, 104 kW 2.3 2.0 DI, 89 kW 2.0 DI, 100 kW	08.02- 08.02- 08.02- 08.02- 08.02-	ST	(97): für Fahrzeuge ohne Niveauregulierung / For vehicles without ride height adjustment	⚙️ S 312 922 =⊕	ST	(97): für Fahrzeuge ohne Niveauregulierung / For vehicles without ride height adjustment	⊕	S 311 822 =				
				S 312 923 =⊕								
				△ (97): für Fahrzeuge ohne Niveauregulierung / For vehicles without ride height adjustment					⚙️ S 312 756 =⊕	△ (97): für Fahrzeuge ohne Niveauregulierung / For vehicles without ride height adjustment	⊕	S 311 822 =
									S 312 757 =⊕			
			->02.2004	⊕								
			->Chass. 233651									
			->Chass. 233651	⚙️				900 175				
			Chass. 233652->	⚙️				900 158				
2.0, 108 kW 2.0 DI, 105 kW	03.05- 06.05-	ST	(97): für Fahrzeuge ohne Niveauregulierung / For vehicles without ride height adjustment	⚙️ S 312 922 =⊕	ST	(97): für Fahrzeuge ohne Niveauregulierung / For vehicles without ride height adjustment	⊕	S 311 822 =				
				S 312 923 =⊕								
		△	(97): für Fahrzeuge ohne Niveauregulierung / For vehicles without ride height adjustment	⚙️ S 312 756 =⊕	△	(97): für Fahrzeuge ohne Niveauregulierung / For vehicles without ride height adjustment	⊕	S 311 822 =				
				S 312 757 =⊕								
				⚙️ 900 158								



MAZDA

6 Station Wagon (GY) 08.02 -

1.8 2.0, 104 kW 2.3 AWD 2.3	08.02- 08.02- 11.02- 08.02- 08.02- 08.02-	ST (97): für Fahrzeuge ohne Niveauregulierung / For vehicles without ride height adjustment	♣ S 312 922 =⊕ S 312 923 =⊕		ST (97): für Fahrzeuge ohne Niveauregulierung / For vehicles without ride height adjustment	⊖ S 311 822 =	
2.0 DI, 89 kW 2.0 DI, 100 kW		△ (97): für Fahrzeuge ohne Niveauregulierung / For vehicles without ride height adjustment	♣ S 312 756 =⊕ S 312 757 =⊕		△ (97): für Fahrzeuge ohne Niveauregulierung / For vehicles without ride height adjustment	⊖ S 311 822 =	
		->02.2004 ->Chass. 167620	⊕ 802 362 ⊕(x2)				
		->Chass. 167620	⊕ 900 175				
		Chass. 167621->	⊕ 900 158				
2.0, 108 kW 2.0 DI, 105 kW	03.05- 06.05-	ST (97): für Fahrzeuge ohne Niveauregulierung / For vehicles without ride height adjustment	♣ S 312 922 =⊕ S 312 923 =⊕		ST (97): für Fahrzeuge ohne Niveauregulierung / For vehicles without ride height adjustment	⊖ S 311 822 =	
		△ (97): für Fahrzeuge ohne Niveauregulierung / For vehicles without ride height adjustment	♣ S 312 756 =⊕ S 312 757 =⊕		△ (97): für Fahrzeuge ohne Niveauregulierung / For vehicles without ride height adjustment	⊖ S 311 822 =	
			⊕ 900 158				

121 I (DA) 10.87 - 11.90

1.1 1.3, 40 kW 1.3, 44 kW	10.87- 10.90 04.89- 10.90 10.87- 11.90	ST	♣ A 200 985 =⊕, 0,6 A 200 986 =⊕, 0,8 S 290 507 ▲⊕, 0,8		ST	⊖ S 200 970 =, 0,6	
---------------------------------	--	----	---	--	----	--------------------	--

121 II (DB) 11.90 - 03.96

1.3 16V, 39 kW 1.3 16V, 53 kW	11.90- 03.96 11.90- 03.96	ST	->02.1991 A 200 985 =⊕, 1,3 A 200 986 =⊕, 1,3 S 290 507 ▲⊕, 1,3 03.1991-> S 200 981 =⊕, 1,3 S 200 982 =⊕, 1,3		ST	->02.1991 ⊖ S 200 970 =, 1,2 03.1991-> ⊖ S 311 785 =, 1,2	
1.1	11.90- 10.93	ST	♣ S 200 981 =⊕, 1,3 S 200 982 =⊕, 1,3		ST	⊖ S 311 785 =, 1,2	

121 III (JASM, JBSM) 03.96 -

1.25 1.3, 37 kW 1.3, 44 kW	03.96- 03.96- 03.96-	ST	♣ A 290 686 = S 290 685 = ⊕ 802 258 ⊕(x2) ⊕ 802 058 ⊕ 801 006 ⊕ 900 022		ST	->10.1998 ♣ A 290 690 =, 0,9 S 290 689 =, 0,9 10.1998-> ⊖ A 290 692 =, 0,9 S 290 691 =, 0,9 ⊕ 802 060 ⊕(x2) ⊕ 900 019 ⊕	
1.8 D	03.96-	ST	♣ A 290 688 =, 1,9 S 290 687 =, 1,9 ⊕ 802 258 ⊕(x2) ⊕ 802 058 ⊕ 801 006 ⊕ 900 022		ST	->10.1998 ♣ A 290 690 =, 0,9 S 290 689 =, 0,9 10.1998-> ⊖ A 290 692 =, 0,9 S 290 691 =, 0,9 ⊕ 802 060 ⊕(x2) ⊕ 900 019 ⊕	

323 I (FA) 01.77 - 05.80

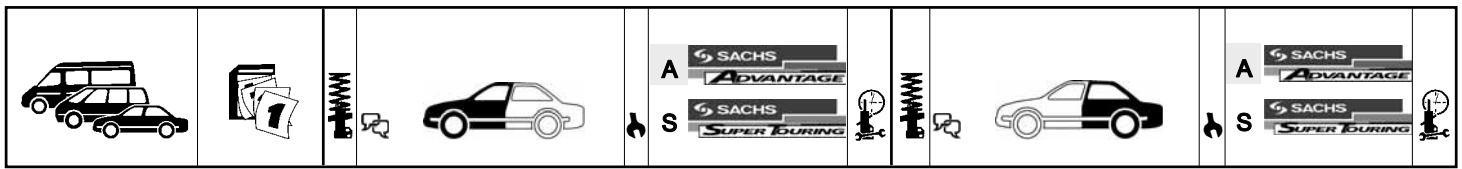
1.0 1.3 1.4	06.77- 05.80 01.77- 05.80 05.78- 05.80				ST	⊖ S 101 909 ▲, 0,3	
-------------------	--	--	--	--	----	--------------------	--

323 I Station Wagon/Estate/Break (FA) 05.78 - 05.86

1.3 1.4	05.78- 05.86 05.78- 08.82				ST	⊖ S 101 604	
------------	------------------------------	--	--	--	----	-------------	--

323 II (BD) 10.80 - 10.89

1.1 1.3, 44 kW 1.3, 50 kW 1.5, 55 kW 1.5, 59 kW 1.5, 65 kW	11.80- 10.85 09.81- 10.85 11.80- 10.89 05.81- 12.85 11.80- 07.85 03.82- 09.86	ST	♣ S 110 194 ▲⊕, 0,9 S 110 195 ▲⊕, 0,9 ⊕ 900 054		ST	♣ S 110 196 ▲⊕, 1,2 S 110 197 ▲⊕, 1,2 ⊕ 900 024	
---	--	----	---	--	----	---	--



MAZDA

323 III Station Wagon/Estate/Break (BW) 05.86 - 03.93

1.5 LX	01.86- 06.87	ST		⚙️	A	280 040	▲=⊕	0,4	ST		⚙️	S	110 786	⊕	0,9
1.5, 54 kW	01.87- 05.89				A	280 041	▲=⊕	0,4				S	110 787	⊕	0,9
1.5, 55 kW	05.86- 05.89				S	280 343		0,4				⊕	802 112	⊕(x2)	
1.7 D, 40 kW	11.86- 08.87		(125): mit integriertem Kugellager / with integrated ball bearing	⊕		802 111		⊕(x2)							
1.7 D, 41 kW	10.89- 03.93				⚙️	900 054									
1.5, 55 kW	09.89- 09.91	ST		⚙️	A	280 040	▲=⊕	0,4	ST		⚙️	S	110 786	⊕	0,9
1.6, 63 kW	09.89- 10.95				A	280 041	▲=⊕	0,4				S	110 787	⊕	0,9
					S	280 343		0,4							
					⚙️	900 054									

323 C IV (BG) 06.89 - 10.94

1.3	09.89- 07.94	ST	(94): für Fahrzeuge ohne ABS / for vehicles without ABS	⚙️	S	280 483	=		ST	(94): für Fahrzeuge ohne ABS / for vehicles without ABS	⚙️	S	280 485	=	
1.3 16V	09.89- 07.94														
1.6	09.89- 06.91				⚙️	900 054						⚙️	900 024		
1.6 16V	03.91- 10.94														
1.8 16V GT	09.89- 03.93														
1.8 16V	09.89- 03.93														
1.7 D	08.89- 07.94														
1.8 16V 4WD	11.91- 12.93				⚙️	900 054						⚙️	900 024		
1.8 16V Turbo 4WD, 120 kW	09.90- 12.92														
1.8 16V Turbo 4WD, 136 kW	01.93- 07.94														

323 F IV (BG) 06.89 - 10.94

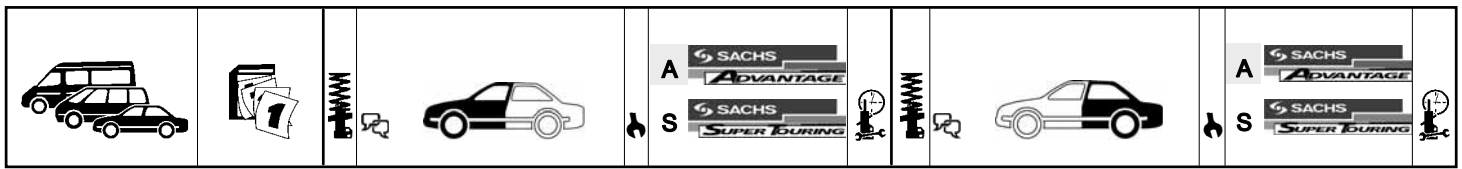
1.6	09.89- 06.91	ST	(94): für Fahrzeuge ohne ABS / for vehicles without ABS	⚙️	S	280 487	=	0,4	ST	(94): für Fahrzeuge ohne ABS / for vehicles without ABS	⚙️	S	280 485	=	0,9
1.6 16V	03.91- 10.94														
1.8 16V, 76 kW	08.89- 07.94											⚙️	900 024		
1.8 16V GT	08.89- 07.94														
1.8 16V, 103 kW	09.89- 03.93														
1.8 4WD	01.91- 04.94											⚙️	900 024		

323 S IV (BG) 06.89 - 10.94

1.3	09.89- 06.91	ST	(94): für Fahrzeuge ohne ABS / for vehicles without ABS	⚙️	S	280 483	=	0,4	ST	(94): für Fahrzeuge ohne ABS / for vehicles without ABS	⚙️	S	280 485	=	
1.3 16V	04.91- 07.94														
1.6	09.89- 06.91				⚙️	900 054						⚙️	900 024		
1.6 16V	08.89- 10.94														
1.8 16V	08.89- 07.94														
1.8 16V GT	06.89- 07.94														
1.7 D	08.89- 07.94														
1.8 16V 4WD	09.91- 07.94				⚙️	900 054						⚙️	900 024		
1.8 16V Turbo 4WD	01.91- 07.94														

323 C V (BA) 08.94 - 09.98

1.3 16V	08.94- 09.98	ST	->Chass. 151007	⚙️	S	200 146	=⊕	0,5	ST	->Chass. 151007	⚙️	S	200 150	=⊕	0,7
1.5 16V	08.94- 09.98		(89): für Fahrzeuge mit ABS / For vehicles with ABS		S	200 147	=⊕	0,5		(89): für Fahrzeuge mit ABS / For vehicles with ABS		S	200 151	=⊕	0,7
1.8 16V	08.94- 09.98		Chass. 151008->	⚙️	S	312 675	=⊕	0,5		Chass. 151008->	⚙️	S	200 143	=⊕	0,7
			(89): für Fahrzeuge mit ABS / For vehicles with ABS		S	312 676	=⊕	0,5		(89): für Fahrzeuge mit ABS / For vehicles with ABS		S	312 677	=⊕	0,7
			(94): für Fahrzeuge ohne ABS / for vehicles without ABS	⚙️	S	312 675	=⊕	0,5		(94): für Fahrzeuge ohne ABS / for vehicles without ABS	⚙️	S	312 678	=⊕	0,7
					S	312 676	=⊕	0,5				S	200 143	=⊕	0,7
					⚙️	900 002						S	312 677	=⊕	0,7
					⊕	802 118	⊕(x2)					S	312 678	=⊕	0,7
												⚙️	900 024		
												⊕	802 354	⊕	
												⊕	802 355	⊕	
1.6	09.94- 05.98			⊕		802 118	⊕(x2)					⊕	802 354	⊕	
												⊕	802 355	⊕	



MAZDA

323 F V (BA) 07.94 - 09.98

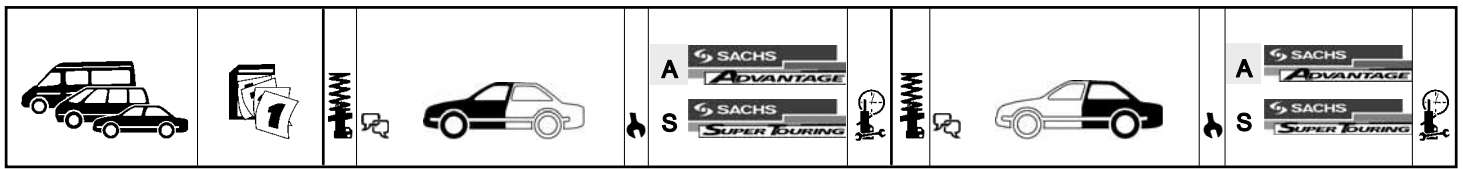
1.3 16V 1.5 16V 1.8 16V 2.0 D	10.96- 09.98	ST	->Chass. 151007 (89): für Fahrzeuge mit ABS / For vehicles with ABS	♣ S 200 146 =⊕ 0,5	ST	->Chass. 151007 (89): für Fahrzeuge mit ABS / For vehicles with ABS	♣ S 200 150 =⊕ 0,6
	07.94- 09.98		S 200 147 =⊕ 0,5	S 200 151 =⊕ 0,6			
2.0 D	10.96- 09.98	ST	Chass. 151008-> (89): für Fahrzeuge mit ABS / For vehicles with ABS	♣ S 312 675 =⊕ 0,5	ST	Chass. 151008-> (89): für Fahrzeuge mit ABS / For vehicles with ABS	♣ S 200 143 =⊕ 0,6
			(94): für Fahrzeuge ohne ABS / for vehicles without ABS	♣ S 312 676 =⊕ 0,5		S 312 677 =⊕ 0,6	
				♣ S 312 675 =⊕ 0,5		(94): für Fahrzeuge ohne ABS / for vehicles without ABS	♣ S 200 143 =⊕ 0,6
				♣ S 312 676 =⊕ 0,5			♣ S 312 677 =⊕ 0,6
				♣ 900 002			♣ S 312 678 =⊕ 0,6
				⊕ 802 118 ⊕(x2)			♣ S 312 678 =⊕ 0,6
							♣ 900 024
							⊕ 802 354 ⊕
							⊕ 802 355 ⊕
2.0 24V	08.94- 09.98	ST	->Chass. 151007 (89): für Fahrzeuge mit ABS / For vehicles with ABS	♣ S 200 162 ▲=⊕ 0,5	ST	->Chass. 151007 (89): für Fahrzeuge mit ABS / For vehicles with ABS	♣ S 200 166 =⊕ 0,6
			S 200 163 ▲=⊕ 0,5	S 200 167 =⊕ 0,6			
			Chass. 151008-> (89): für Fahrzeuge mit ABS / For vehicles with ABS	♣ S 200 154 ▲=⊕ 0,5			♣ 900 024
			(94): für Fahrzeuge ohne ABS / for vehicles without ABS	♣ S 200 155 ▲=⊕ 0,5			⊕ 802 354 ⊕
				♣ S 200 154 ▲=⊕ 0,5			⊕ 802 355 ⊕
				♣ S 200 155 ▲=⊕ 0,5			
				♣ 900 002			
				⊕ 802 118 ⊕(x2)			

323 P V (BA) 10.96 - 09.98

1.3 16V 1.5 16V 2.0 D	10.96-	ST	(89): für Fahrzeuge mit ABS / For vehicles with ABS	♣ S 312 675 =⊕ 0,5	ST	(89): für Fahrzeuge mit ABS / For vehicles with ABS	♣ S 200 143 =⊕ 0,6
	10.96-			S 312 676 =⊕ 0,5			S 312 677 =⊕ 0,6
2.0 D	10.96-	ST		♣ 900 002	ST		♣ S 312 678 =⊕ 0,6
				⊕ 802 118 ⊕(x2)			♣ 900 024
							⊕ 802 354 ⊕
							⊕ 802 355 ⊕

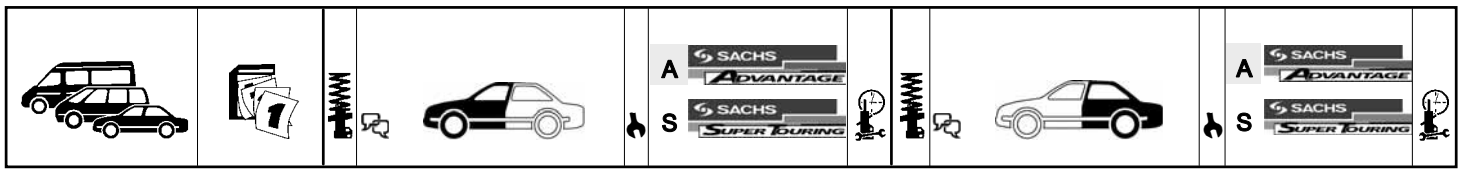
323 S V (BA) 05.94 - 09.98

1.3 16V 1.5 16V 1.8 16V 1.6 TD	08.94- 09.98	ST	->Chass. 151007 (89): für Fahrzeuge mit ABS / For vehicles with ABS	♣ S 200 146 =⊕ 0,5	ST	->Chass. 151007 (89): für Fahrzeuge mit ABS / For vehicles with ABS	♣ S 200 150 =⊕ 0,6
	07.94- 09.98		S 200 147 =⊕ 0,5	S 200 151 =⊕ 0,6			
1.6 TD	05.94- 09.98	ST	Chass. 151008-> (89): für Fahrzeuge mit ABS / For vehicles with ABS	♣ S 312 675 =⊕ 0,5	ST	Chass. 151008-> (89): für Fahrzeuge mit ABS / For vehicles with ABS	♣ S 200 143 =⊕ 0,6
			(94): für Fahrzeuge ohne ABS / for vehicles without ABS	♣ S 312 676 =⊕ 0,5		S 312 677 =⊕ 0,6	
				♣ S 312 675 =⊕ 0,5		(94): für Fahrzeuge ohne ABS / for vehicles without ABS	♣ S 200 143 =⊕ 0,6
				♣ S 312 676 =⊕ 0,5			♣ S 312 677 =⊕ 0,6
				♣ 900 002			♣ S 312 678 =⊕ 0,6
				⊕ 802 118 ⊕(x2)			♣ S 312 678 =⊕ 0,6
							♣ 900 024
							⊕ 802 354 ⊕
							⊕ 802 355 ⊕
1.6	09.94- 05.98	ST		⊕ 802 118 ⊕(x2)	ST		⊕ 802 354 ⊕
							⊕ 802 355 ⊕
2.0 D	10.96- 09.98	ST	(94): für Fahrzeuge ohne ABS / for vehicles without ABS	♣ S 312 675 =⊕ 0,5	ST	(94): für Fahrzeuge ohne ABS / for vehicles without ABS	♣ S 200 143 =⊕ 0,6
				S 312 676 =⊕ 0,5		S 312 677 =⊕ 0,6	
				♣ 900 002			♣ S 312 678 =⊕ 0,6
				⊕ 802 118 ⊕(x2)			♣ S 312 678 =⊕ 0,6
							♣ 900 024
							⊕ 802 354 ⊕
							⊕ 802 355 ⊕



MAZDA

323 F VI (BJ)		09.98 - 05.04															
1.4 1.6, 70 kW 1.6, 72 kW 2.0 2.0 TD, 74 kW	01.01- 05.04 01.01- 05.04 01.01- 05.04 01.01- 05.04	ST Chass. BJ1###400001->	<table border="1"> <tr><td>⚙️ S 313 588 =⊕</td><td></td></tr> <tr><td>⚙️ S 313 589 =⊕</td><td></td></tr> <tr><td>⚙️ 900 002</td><td></td></tr> </table>	⚙️ S 313 588 =⊕		⚙️ S 313 589 =⊕		⚙️ 900 002		ST	<table border="1"> <tr><td>⚙️ S 313 626 =⊕</td><td>0,8</td></tr> <tr><td>⚙️ S 313 627 =⊕</td><td>0,8</td></tr> <tr><td>⚙️ 900 024</td><td></td></tr> </table>	⚙️ S 313 626 =⊕	0,8	⚙️ S 313 627 =⊕	0,8	⚙️ 900 024	
		⚙️ S 313 588 =⊕															
		⚙️ S 313 589 =⊕															
		⚙️ 900 002															
⚙️ S 313 626 =⊕	0,8																
⚙️ S 313 627 =⊕	0,8																
⚙️ 900 024																	
01.1999 - 12.2002	⊕ 802 361 ⊕(x2)																
01.2003 - 12.2003 (63): Scheibenbremse / Disc Brake	⊕ 802 363 ⊕(x2)																
01.2003 - 12.2003 (68): Trommelbremse / Drum Brake	⊕ 802 361 ⊕(x2)																
1.4 16V 1.5 16V 1.9 16V 2.0 TD, 66 kW	09.98- 01.01 09.98- 01.01 09.98- 01.01 09.98- 01.01	ST ->11.2000	<table border="1"> <tr><td>⚙️ S 313 401 =⊕</td><td>0,6</td></tr> <tr><td>⚙️ S 313 402 =⊕</td><td>0,6</td></tr> </table>	⚙️ S 313 401 =⊕	0,6	⚙️ S 313 402 =⊕	0,6	ST	<table border="1"> <tr><td>⚙️ S 313 626 =⊕</td><td>0,6</td></tr> <tr><td>⚙️ S 313 627 =⊕</td><td>0,6</td></tr> <tr><td>⚙️ 900 024</td><td></td></tr> </table>	⚙️ S 313 626 =⊕	0,6	⚙️ S 313 627 =⊕	0,6	⚙️ 900 024			
		⚙️ S 313 401 =⊕	0,6														
		⚙️ S 313 402 =⊕	0,6														
		⚙️ S 313 626 =⊕	0,6														
⚙️ S 313 627 =⊕	0,6																
⚙️ 900 024																	
12.2000->	⚙️ S 313 588 =⊕																
Chass. BJ1###400001->	⚙️ S 313 589 =⊕																
	⚙️ 900 002																
01.1999 - 12.2002	⊕ 802 361 ⊕(x2)																
01.2003 - 12.2003 (68): Trommelbremse / Drum Brake	⊕ 802 361 ⊕(x2)																
1.8 Astina	09.98- 05.04	01.2003 - 12.2003 (63): Scheibenbremse / Disc Brake	⊕ 802 363 ⊕(x2)														
2.0 D	09.98- 05.04	ST ->11.2000	<table border="1"> <tr><td>⚙️ S 313 401 =⊕</td><td>0,6</td></tr> <tr><td>⚙️ S 313 402 =⊕</td><td>0,6</td></tr> </table>	⚙️ S 313 401 =⊕	0,6	⚙️ S 313 402 =⊕	0,6	ST	<table border="1"> <tr><td>⚙️ S 313 626 =⊕</td><td>0,6</td></tr> <tr><td>⚙️ S 313 627 =⊕</td><td>0,6</td></tr> <tr><td>⚙️ 900 024</td><td></td></tr> </table>	⚙️ S 313 626 =⊕	0,6	⚙️ S 313 627 =⊕	0,6	⚙️ 900 024			
		⚙️ S 313 401 =⊕	0,6														
		⚙️ S 313 402 =⊕	0,6														
		⚙️ S 313 626 =⊕	0,6														
⚙️ S 313 627 =⊕	0,6																
⚙️ 900 024																	
12.2000->	⚙️ S 313 588 =⊕																
Chass. BJ1###400001->	⚙️ S 313 589 =⊕																
	⚙️ 900 002																
01.1999 - 12.2002	⊕ 802 361 ⊕(x2)																
01.2003 - 12.2003 (63): Scheibenbremse / Disc Brake	⊕ 802 363 ⊕(x2)																
01.2003 - 12.2003 (68): Trommelbremse / Drum Brake	⊕ 802 361 ⊕(x2)																
323 P VI (BJ)		09.98 -															
1.4 16V 1.5 16V	09.98- 09.98-	ST ->05.2000	<table border="1"> <tr><td>⚙️ S 313 401 =⊕</td><td>0,6</td></tr> <tr><td>⚙️ S 313 402 =⊕</td><td>0,6</td></tr> </table>	⚙️ S 313 401 =⊕	0,6	⚙️ S 313 402 =⊕	0,6	ST	<table border="1"> <tr><td>⚙️ S 313 626 =⊕</td><td>0,6</td></tr> <tr><td>⚙️ S 313 627 =⊕</td><td>0,6</td></tr> <tr><td>⚙️ 900 024</td><td></td></tr> </table>	⚙️ S 313 626 =⊕	0,6	⚙️ S 313 627 =⊕	0,6	⚙️ 900 024			
		⚙️ S 313 401 =⊕	0,6														
⚙️ S 313 402 =⊕	0,6																
⚙️ S 313 626 =⊕	0,6																
⚙️ S 313 627 =⊕	0,6																
⚙️ 900 024																	
		⚙️ 900 002															
323 S VI (BJ)		05.98 - 05.04															
1.4 1.6, 70 kW 1.6, 72 kW 2.0	01.01- 05.04 01.01- 05.04 01.01- 05.04 01.01- 05.04	ST Chass. BJ1###400001->	<table border="1"> <tr><td>⚙️ S 313 588 =⊕</td><td></td></tr> <tr><td>⚙️ S 313 589 =⊕</td><td></td></tr> <tr><td>⚙️ 900 002</td><td></td></tr> </table>	⚙️ S 313 588 =⊕		⚙️ S 313 589 =⊕		⚙️ 900 002		ST	<table border="1"> <tr><td>⚙️ S 313 626 =⊕</td><td>0,8</td></tr> <tr><td>⚙️ S 313 627 =⊕</td><td>0,8</td></tr> <tr><td>⚙️ 900 024</td><td></td></tr> </table>	⚙️ S 313 626 =⊕	0,8	⚙️ S 313 627 =⊕	0,8	⚙️ 900 024	
		⚙️ S 313 588 =⊕															
		⚙️ S 313 589 =⊕															
		⚙️ 900 002															
⚙️ S 313 626 =⊕	0,8																
⚙️ S 313 627 =⊕	0,8																
⚙️ 900 024																	
01.1999 - 12.2002	⊕ 802 361 ⊕(x2)																
01.2003 - 12.2003 (63): Scheibenbremse / Disc Brake	⊕ 802 363 ⊕(x2)																
01.2003 - 12.2003 (68): Trommelbremse / Drum Brake	⊕ 802 361 ⊕(x2)																
1.4 16V 1.5 16V	09.98- 01.01 09.98- 01.01	ST ->11.2000	<table border="1"> <tr><td>⚙️ S 313 401 =⊕</td><td>0,6</td></tr> <tr><td>⚙️ S 313 402 =⊕</td><td>0,6</td></tr> </table>	⚙️ S 313 401 =⊕	0,6	⚙️ S 313 402 =⊕	0,6	ST	<table border="1"> <tr><td>⚙️ S 313 626 =⊕</td><td>0,6</td></tr> <tr><td>⚙️ S 313 627 =⊕</td><td>0,6</td></tr> <tr><td>⚙️ 900 024</td><td></td></tr> </table>	⚙️ S 313 626 =⊕	0,6	⚙️ S 313 627 =⊕	0,6	⚙️ 900 024			
		⚙️ S 313 401 =⊕	0,6														
		⚙️ S 313 402 =⊕	0,6														
		⚙️ S 313 626 =⊕	0,6														
⚙️ S 313 627 =⊕	0,6																
⚙️ 900 024																	
12.2000->	⚙️ S 313 588 =⊕																
Chass. BJ1###400001->	⚙️ S 313 589 =⊕																
	⚙️ 900 002																
01.1999 - 12.2002	⊕ 802 361 ⊕(x2)																
01.2003 - 12.2003 (68): Trommelbremse / Drum Brake	⊕ 802 361 ⊕(x2)																
1.5 1.8 Protege	05.98- 05.04 05.98- 05.04	ST 12.2000->	⚙️ S 313 588 =⊕														
		Chass. BJ1###400001->	⚙️ S 313 589 =⊕														
		⚙️ 900 002															



MAZDA

323 S VI (BJ) 05.98 - 05.04

1.9 16V	09.98- 05.04	ST	->11.2000	⚙️ S	313 401	⊕⊖	0,6	ST	⚙️ S	313 626	⊕⊖	0,6
2.0 D	09.98- 05.04			⚙️ S	313 402	⊕⊖	0,6		⚙️ S	313 627	⊕⊖	0,6
2.0 TD	09.98- 05.04		12.2000->	⚙️ S	313 588	⊕⊖			⚙️ S	900 024		
			Chass. BJ1###400001->	⚙️ S	313 589	⊕⊖						
				⚙️	900 002							
			01.1999 - 12.2002	⊕⊖	802 361	⊕(x2)						
			01.2003 - 12.2003 (63): Scheibenbremse / Disc Brake	⊕⊖	802 363	⊕(x2)						
			01.2003 - 12.2003 (68): Trommelbremse / Drum Brake	⊕⊖	802 361	⊕(x2)						
2.0 Astina	02.00- 05.04		01.2003 - 12.2003 (63): Scheibenbremse / Disc Brake	⊕⊖	802 363	⊕(x2)						

626 I (CB) 05.79 - 10.82

1.6	05.79- 05.82							ST	⊕	A	112 292	⊖	0,4
1.8	10.78- 10.82												
2.0	05.79- 05.82												

626 II (GC) 11.82 - 09.87

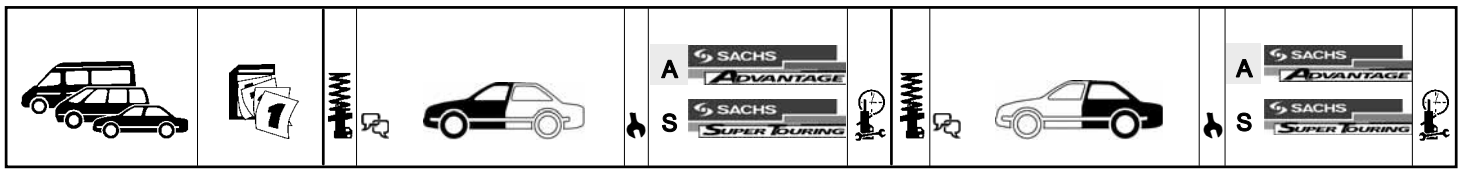
1.6	11.82- 06.87	ST		⚙️ A	110 950	▲=⊕	0,9	ST	⚙️ A	110 952	=	1,2
1.8	11.82- 09.87			⚙️ A	110 951	▲=⊕	0,9		⚙️ S	290 661		1,2
2.0, 74 kW	03.83- 09.87			⚙️ S	290 657	⊕	0,9		⊕⊖	802 115	⊕⊖	
2.0, 68 kW	11.86- 09.87			⚙️ S	290 658	⊕	0,9		⊕⊖	802 116	⊕⊖	
2.0, 88 kW	01.86- 09.87											
2.0 D, 46 kW	01.83- 06.87											
2.0 D, 47 kW	11.82- 07.85								⊕⊖	802 115	⊕⊖	
									⊕⊖	802 116	⊕⊖	

626 II Hatchback/avec hayon (GC) 11.82 - 09.87

1.6, 55 kW	03.83- 09.87	ST		⚙️ A	110 950	▲=⊕	0,9	ST	⚙️ A	110 952	=	1,2
1.6, 59 kW	03.83- 09.87			⚙️ A	110 951	▲=⊕	0,9		⚙️ S	290 661		1,2
1.8	11.82- 09.87			⚙️ S	290 657	⊕	0,9		⊕⊖	802 115	⊕⊖	
2.0, 68 kW	01.85- 09.87			⚙️ S	290 658	⊕	0,9		⊕⊖	802 116	⊕⊖	
2.0, 74 kW	03.83- 09.87											
2.0, 88 kW	01.86- 09.87											
2.0 D	03.84- 06.87											

626 III (GD) 06.87 - 05.92

1.6	06.87- 05.92	ST		⚙️ S	290 533	▲=⊕	0,6	ST	⚙️ A	170 107	=	
1.8	11.87- 05.92			⚙️ S	290 665	⊕			⚙️ S	290 669		
2.0 12V	09.87- 05.92			⚙️ S	290 666	⊕	0,6		⊕⊖	802 099	⊕(x2)	
2.0 16V, 103 kW	11.87- 05.92		->12.1991	⊕⊖	802 119	⊕⊖(x2)						
			(104): für Fahrzeuge ohne höhenverstellbarem Fahrwerk / for vehicles without height-adjustable suspension									
			(130): nicht für / Not for: 4WS									
					900 033							
2.0	09.87- 10.90	ST		⚙️ S	290 533	▲=⊕	0,6	ST	⚙️ A	170 107	=	
2.0 16V, 109 kW	07.87- 09.89			⚙️ S	290 665	⊕			⚙️ S	290 669		
2.2 12V	11.87- 07.91			⚙️ S	290 666	⊕	0,6		⊕⊖	802 099	⊕(x2)	
2.0 D	07.87- 07.91		(104): für Fahrzeuge ohne höhenverstellbarem Fahrwerk / for vehicles without height-adjustable suspension	⊕⊖	802 119	⊕⊖(x2)						
			(130): nicht für / Not for: 4WS									
					900 033							
2.2 12V 4WD	01.90- 05.92	ST		⚙️ S	170 291	⊕		ST	⚙️ S	170 295	⊕	
				⚙️ S	170 292	⊕			⚙️ S	170 296	⊕	

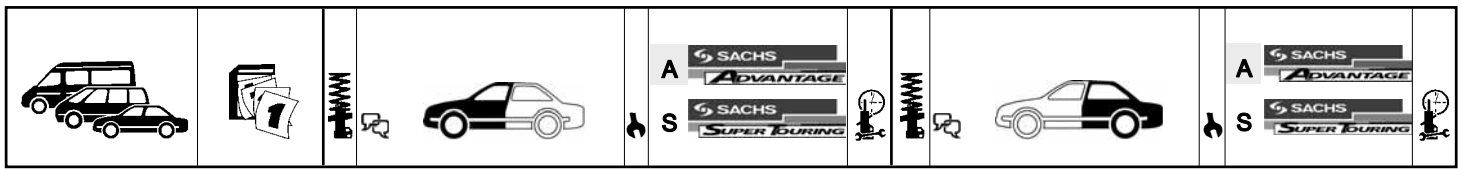


MAZDA

626 III Coupe (GD)		06.87 - 05.92																																			
1.6	06.87- 05.92	ST	<table border="1"> <tr> <td>↓ S</td> <td>290 533</td> <td>▲=⊕</td> <td></td> </tr> <tr> <td>S</td> <td>290 665</td> <td>⊕</td> <td></td> </tr> <tr> <td>S</td> <td>290 666</td> <td>⊕</td> <td></td> </tr> <tr> <td>⊕</td> <td>802 119</td> <td>Ⓜ⊕</td> <td>(x2)</td> </tr> <tr> <td></td> <td>900 033</td> <td></td> <td></td> </tr> </table>	↓ S	290 533	▲=⊕		S	290 665	⊕		S	290 666	⊕		⊕	802 119	Ⓜ⊕	(x2)		900 033			ST	<table border="1"> <tr> <td>↓ A</td> <td>170 107</td> <td>=</td> <td></td> </tr> <tr> <td>S</td> <td>290 669</td> <td></td> <td></td> </tr> <tr> <td>⊕</td> <td>802 099</td> <td>⊕(x2)</td> <td></td> </tr> </table>	↓ A	170 107	=		S	290 669			⊕	802 099	⊕(x2)	
↓ S	290 533	▲=⊕																																			
S	290 665	⊕																																			
S	290 666	⊕																																			
⊕	802 119	Ⓜ⊕	(x2)																																		
	900 033																																				
↓ A	170 107	=																																			
S	290 669																																				
⊕	802 099	⊕(x2)																																			
->12.1991 (104): für Fahrzeuge ohne höhenverstellbarem Fahrwerk / for vehicles without height-adjustable suspension (130): nicht für / Not for: 4WS		⊕																																			
1.8	09.87- 08.91	ST	<table border="1"> <tr> <td>↓ S</td> <td>290 533</td> <td>▲=⊕</td> <td>0,6</td> </tr> <tr> <td>S</td> <td>290 665</td> <td>⊕</td> <td></td> </tr> <tr> <td>S</td> <td>290 666</td> <td>⊕</td> <td>0,6</td> </tr> <tr> <td>⊕</td> <td>802 119</td> <td>Ⓜ⊕</td> <td>(x2)</td> </tr> <tr> <td></td> <td>900 033</td> <td></td> <td></td> </tr> </table>	↓ S	290 533	▲=⊕	0,6	S	290 665	⊕		S	290 666	⊕	0,6	⊕	802 119	Ⓜ⊕	(x2)		900 033			ST	<table border="1"> <tr> <td>↓ A</td> <td>170 107</td> <td>=</td> <td></td> </tr> <tr> <td>S</td> <td>290 669</td> <td></td> <td></td> </tr> <tr> <td>⊕</td> <td>802 099</td> <td>⊕(x2)</td> <td></td> </tr> </table>	↓ A	170 107	=		S	290 669			⊕	802 099	⊕(x2)	
↓ S	290 533	▲=⊕	0,6																																		
S	290 665	⊕																																			
S	290 666	⊕	0,6																																		
⊕	802 119	Ⓜ⊕	(x2)																																		
	900 033																																				
↓ A	170 107	=																																			
S	290 669																																				
⊕	802 099	⊕(x2)																																			
2.0 12V	09.87- 12.88																																				
2.0	09.87- 10.90																																				
2.0 16V, 103 kW	12.87- 10.90																																				
2.0 16V, 109 kW	06.87- 09.89																																				
2.2 12V	04.88- 12.91																																				
(104): für Fahrzeuge ohne höhenverstellbarem Fahrwerk / for vehicles without height-adjustable suspension (130): nicht für / Not for: 4WS		⊕																																			

626 III Hatchback/avec hayon (GD)		06.87 - 05.92																																			
1.6	06.87- 05.92	ST	<table border="1"> <tr> <td>↓ S</td> <td>290 533</td> <td>▲=⊕</td> <td>0,6</td> </tr> <tr> <td>S</td> <td>290 665</td> <td>⊕</td> <td>0,6</td> </tr> <tr> <td>S</td> <td>290 666</td> <td>⊕</td> <td>0,6</td> </tr> <tr> <td>⊕</td> <td>802 119</td> <td>Ⓜ⊕</td> <td>(x2)</td> </tr> <tr> <td></td> <td>900 033</td> <td></td> <td></td> </tr> </table>	↓ S	290 533	▲=⊕	0,6	S	290 665	⊕	0,6	S	290 666	⊕	0,6	⊕	802 119	Ⓜ⊕	(x2)		900 033			ST	<table border="1"> <tr> <td>↓ A</td> <td>170 107</td> <td>=</td> <td></td> </tr> <tr> <td>S</td> <td>290 669</td> <td></td> <td></td> </tr> <tr> <td>⊕</td> <td>802 099</td> <td>⊕(x2)</td> <td></td> </tr> </table>	↓ A	170 107	=		S	290 669			⊕	802 099	⊕(x2)	
↓ S	290 533	▲=⊕	0,6																																		
S	290 665	⊕	0,6																																		
S	290 666	⊕	0,6																																		
⊕	802 119	Ⓜ⊕	(x2)																																		
	900 033																																				
↓ A	170 107	=																																			
S	290 669																																				
⊕	802 099	⊕(x2)																																			
1.8, 65 kW	11.87- 05.92																																				
1.8, 69 kW	11.87- 05.92																																				
2.0 12V	11.87- 05.92																																				
2.2 12V	06.88- 04.92																																				
->12.1991 (104): für Fahrzeuge ohne höhenverstellbarem Fahrwerk / for vehicles without height-adjustable suspension (130): nicht für / Not for: 4WS		⊕																																			
2.0	09.87- 10.90	ST	<table border="1"> <tr> <td>↓ S</td> <td>290 533</td> <td>▲=⊕</td> <td>0,6</td> </tr> <tr> <td>S</td> <td>290 665</td> <td>⊕</td> <td>0,6</td> </tr> <tr> <td>S</td> <td>290 666</td> <td>⊕</td> <td>0,6</td> </tr> <tr> <td>⊕</td> <td>802 119</td> <td>Ⓜ⊕</td> <td>(x2)</td> </tr> <tr> <td></td> <td>900 033</td> <td></td> <td></td> </tr> </table>	↓ S	290 533	▲=⊕	0,6	S	290 665	⊕	0,6	S	290 666	⊕	0,6	⊕	802 119	Ⓜ⊕	(x2)		900 033			ST	<table border="1"> <tr> <td>↓ A</td> <td>170 107</td> <td>=</td> <td></td> </tr> <tr> <td>S</td> <td>290 669</td> <td></td> <td></td> </tr> <tr> <td>⊕</td> <td>802 099</td> <td>⊕(x2)</td> <td></td> </tr> </table>	↓ A	170 107	=		S	290 669			⊕	802 099	⊕(x2)	
↓ S	290 533	▲=⊕	0,6																																		
S	290 665	⊕	0,6																																		
S	290 666	⊕	0,6																																		
⊕	802 119	Ⓜ⊕	(x2)																																		
	900 033																																				
↓ A	170 107	=																																			
S	290 669																																				
⊕	802 099	⊕(x2)																																			
2.0 16V, 103 kW	11.87- 10.90																																				
2.0 16V, 109 kW	06.87- 08.89																																				
2.0 D	07.87- 07.91																																				
(104): für Fahrzeuge ohne höhenverstellbarem Fahrwerk / for vehicles without height-adjustable suspension (130): nicht für / Not for: 4WS		⊕																																			

626 III Station Wagon/Estate/Break (GV)		09.87 - 11.96																															
1.8	01.88- 03.92	ST	<table border="1"> <tr> <td>↓ S</td> <td>290 533</td> <td>▲=⊕</td> <td>0,6</td> </tr> <tr> <td>S</td> <td>290 665</td> <td>⊕</td> <td>0,6</td> </tr> <tr> <td>S</td> <td>290 666</td> <td>⊕</td> <td>0,6</td> </tr> <tr> <td>⊕</td> <td>802 119</td> <td>Ⓜ⊕</td> <td>(x2)</td> </tr> <tr> <td></td> <td>900 033</td> <td></td> <td></td> </tr> </table>	↓ S	290 533	▲=⊕	0,6	S	290 665	⊕	0,6	S	290 666	⊕	0,6	⊕	802 119	Ⓜ⊕	(x2)		900 033			ST	<table border="1"> <tr> <td>↓ S</td> <td>312 270</td> <td></td> <td>1,0</td> </tr> <tr> <td>⊕</td> <td>802 099</td> <td>⊕(x2)</td> <td></td> </tr> </table>	↓ S	312 270		1,0	⊕	802 099	⊕(x2)	
↓ S	290 533	▲=⊕	0,6																														
S	290 665	⊕	0,6																														
S	290 666	⊕	0,6																														
⊕	802 119	Ⓜ⊕	(x2)																														
	900 033																																
↓ S	312 270		1,0																														
⊕	802 099	⊕(x2)																															
2.0	10.88- 09.97																																
2.0 16V	01.88- 03.92																																
2.2 12V	03.89- 11.96																																
->12.1991 (104): für Fahrzeuge ohne höhenverstellbarem Fahrwerk / for vehicles without height-adjustable suspension (130): nicht für / Not for: 4WS		⊕																															
2.0 i	11.94- 09.97	ST	<table border="1"> <tr> <td>↓ S</td> <td>290 533</td> <td>▲=⊕</td> <td>0,6</td> </tr> <tr> <td>S</td> <td>290 665</td> <td>⊕</td> <td>0,6</td> </tr> <tr> <td>S</td> <td>290 666</td> <td>⊕</td> <td>0,6</td> </tr> <tr> <td></td> <td>900 033</td> <td></td> <td></td> </tr> </table>	↓ S	290 533	▲=⊕	0,6	S	290 665	⊕	0,6	S	290 666	⊕	0,6		900 033			ST	<table border="1"> <tr> <td>↓ S</td> <td>312 270</td> <td></td> <td>1,0</td> </tr> </table>	↓ S	312 270		1,0								
↓ S	290 533	▲=⊕	0,6																														
S	290 665	⊕	0,6																														
S	290 666	⊕	0,6																														
	900 033																																
↓ S	312 270		1,0																														
2.0 D, 60 kW	11.94- 09.97																																
2.0 D Complex	05.93- 11.96																																
2.0 GLX	04.92- 02.95	ST	<table border="1"> <tr> <td>↓ S</td> <td>290 533</td> <td>▲=⊕</td> <td>0,6</td> </tr> <tr> <td>S</td> <td>290 665</td> <td>⊕</td> <td>0,6</td> </tr> <tr> <td>S</td> <td>290 666</td> <td>⊕</td> <td>0,6</td> </tr> </table>	↓ S	290 533	▲=⊕	0,6	S	290 665	⊕	0,6	S	290 666	⊕	0,6																		
↓ S	290 533	▲=⊕	0,6																														
S	290 665	⊕	0,6																														
S	290 666	⊕	0,6																														
2.0 12V	09.87- 01.90	ST	<table border="1"> <tr> <td>↓ S</td> <td>290 533</td> <td>▲=⊕</td> <td>0,6</td> </tr> <tr> <td>S</td> <td>290 665</td> <td>⊕</td> <td>0,6</td> </tr> <tr> <td>S</td> <td>290 666</td> <td>⊕</td> <td>0,6</td> </tr> <tr> <td>⊕</td> <td>802 119</td> <td>Ⓜ⊕</td> <td>(x2)</td> </tr> <tr> <td></td> <td>900 033</td> <td></td> <td></td> </tr> </table>	↓ S	290 533	▲=⊕	0,6	S	290 665	⊕	0,6	S	290 666	⊕	0,6	⊕	802 119	Ⓜ⊕	(x2)		900 033			ST	<table border="1"> <tr> <td>↓ S</td> <td>312 270</td> <td></td> <td>1,0</td> </tr> <tr> <td>⊕</td> <td>802 099</td> <td>⊕(x2)</td> <td></td> </tr> </table>	↓ S	312 270		1,0	⊕	802 099	⊕(x2)	
↓ S	290 533	▲=⊕	0,6																														
S	290 665	⊕	0,6																														
S	290 666	⊕	0,6																														
⊕	802 119	Ⓜ⊕	(x2)																														
	900 033																																
↓ S	312 270		1,0																														
⊕	802 099	⊕(x2)																															
2.0 D, 44 kW	09.88- 07.91																																
(104): für Fahrzeuge ohne höhenverstellbarem Fahrwerk / for vehicles without height-adjustable suspension (130): nicht für / Not for: 4WS		⊕																															

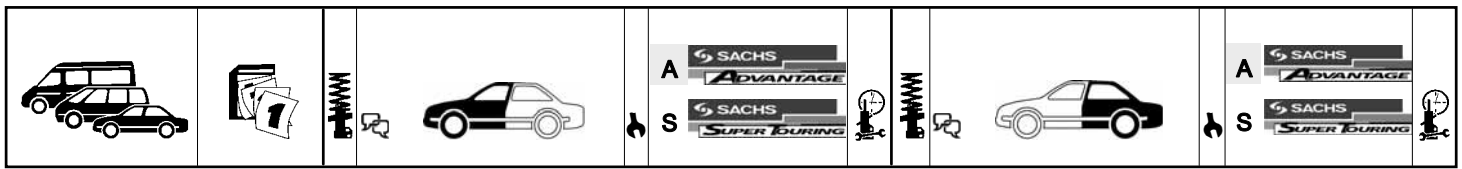


MAZDA

626 III Station Wagon/Estate/Break (GV) 09.87 - 11.96													
2.2 12V 4WD	05.91- 11.92	ST		<table border="1"> <tr><td>📏</td><td>S</td><td>170 291</td><td>⊕</td></tr> <tr><td>📏</td><td>S</td><td>170 292</td><td>⊕</td></tr> </table>	📏	S	170 291	⊕	📏	S	170 292	⊕	
📏	S	170 291	⊕										
📏	S	170 292	⊕										

626 IV (GE) 08.91 - 06.97																															
1.8 i, 66 kW	08.94- 04.97	ST		<table border="1"> <tr><td>📏</td><td>A</td><td>280 954</td><td>⊕</td><td>0,6</td></tr> <tr><td>📏</td><td>A</td><td>280 955</td><td>⊕</td><td>0,6</td></tr> <tr><td>📏</td><td></td><td>900 033</td><td></td><td></td></tr> <tr><td>📏</td><td>S</td><td>280 687</td><td>⊕</td><td>0,6</td></tr> </table>	📏	A	280 954	⊕	0,6	📏	A	280 955	⊕	0,6	📏		900 033			📏	S	280 687	⊕	0,6	ST ->Chass. 271863	<table border="1"> <tr><td>📏</td><td>A</td><td>280 956</td><td>=</td><td>1,0</td></tr> </table>	📏	A	280 956	=	1,0
📏	A		280 954	⊕	0,6																										
📏	A		280 955	⊕	0,6																										
📏			900 033																												
📏	S	280 687	⊕	0,6																											
📏	A	280 956	=	1,0																											
1.8 i, 77 kW	01.92- 04.97				Chass. 271863->	<table border="1"> <tr><td>📏</td><td>S</td><td>280 691</td><td></td><td>1,0</td></tr> </table>	📏	S	280 691		1,0																				
📏	S	280 691		1,0																											
2.0 i	01.92- 04.97					<table border="1"> <tr><td>📏</td><td></td><td>900 034</td><td></td><td></td></tr> </table>	📏		900 034																						
📏		900 034																													
2.0 D GLX Complex	10.92- 04.97	⊖		<table border="1"> <tr><td>📏</td><td>S</td><td>280 688</td><td>⊕</td><td>0,6</td></tr> <tr><td>📏</td><td>S</td><td>280 688</td><td>⊕</td><td>0,6</td></tr> <tr><td>📏</td><td></td><td>802 098</td><td>⊕(x2)</td><td></td></tr> </table>	📏	S	280 688	⊕	0,6	📏	S	280 688	⊕	0,6	📏		802 098	⊕(x2)		01.1992->	<table border="1"> <tr><td>📏</td><td></td><td>802 113</td><td>⊕</td><td></td></tr> <tr><td>📏</td><td></td><td>802 114</td><td>⊕</td><td></td></tr> </table>	📏		802 113	⊕		📏		802 114	⊕	
📏	S	280 688	⊕	0,6																											
📏	S	280 688	⊕	0,6																											
📏		802 098	⊕(x2)																												
📏		802 113	⊕																												
📏		802 114	⊕																												
2.0 i 4WD	04.92- 04.97	ST	(102): für Fahrzeuge ohne Vierradlenkung / For vehicles without four wheel steering	<table border="1"> <tr><td>📏</td><td>S</td><td>280 687</td><td>⊕</td><td>0,6</td></tr> </table>	📏	S	280 687	⊕	0,6	ST (102): für Fahrzeuge ohne Vierradlenkung / For vehicles without four wheel steering	<table border="1"> <tr><td>📏</td><td>S</td><td>310 677</td><td>⊕</td><td></td></tr> </table>	📏	S	310 677	⊕																
📏	S		280 687	⊕	0,6																										
📏	S		310 677	⊕																											
			(102): für Fahrzeuge ohne Vierradlenkung / For vehicles without four wheel steering	<table border="1"> <tr><td>📏</td><td>S</td><td>280 688</td><td>⊕</td><td>0,6</td></tr> </table>	📏	S	280 688	⊕	0,6	ST (102): für Fahrzeuge ohne Vierradlenkung / For vehicles without four wheel steering	<table border="1"> <tr><td>📏</td><td>S</td><td>310 676</td><td>⊕</td><td></td></tr> </table>	📏	S	310 676	⊕																
📏	S	280 688	⊕	0,6																											
📏	S	310 676	⊕																												
			01.1992->	<table border="1"> <tr><td>📏</td><td></td><td>802 098</td><td>⊕(x2)</td><td></td></tr> </table>	📏		802 098	⊕(x2)		01.1992->	<table border="1"> <tr><td>📏</td><td></td><td>802 113</td><td>⊕</td><td></td></tr> <tr><td>📏</td><td></td><td>802 114</td><td>⊕</td><td></td></tr> </table>	📏		802 113	⊕		📏		802 114	⊕											
📏		802 098	⊕(x2)																												
📏		802 113	⊕																												
📏		802 114	⊕																												
2.5	09.91- 12.97	ST		<table border="1"> <tr><td>📏</td><td>A</td><td>280 954</td><td>⊕</td><td>0,6</td></tr> <tr><td>📏</td><td>A</td><td>280 955</td><td>⊕</td><td>0,6</td></tr> <tr><td>📏</td><td></td><td>900 033</td><td></td><td></td></tr> </table>	📏	A	280 954	⊕	0,6	📏	A	280 955	⊕	0,6	📏		900 033			ST (102): für Fahrzeuge ohne Vierradlenkung / For vehicles without four wheel steering	<table border="1"> <tr><td>📏</td><td>A</td><td>280 956</td><td>=</td><td>1,0</td></tr> </table>	📏	A	280 956	=	1,0					
📏	A		280 954	⊕	0,6																										
📏	A		280 955	⊕	0,6																										
📏		900 033																													
📏	A	280 956	=	1,0																											
						<table border="1"> <tr><td>📏</td><td></td><td>900 034</td><td></td><td></td></tr> </table>	📏		900 034																						
📏		900 034																													

626 IV Hatchback/avec hayon (GE) 08.91 - 04.97																																				
1.8, 66 kW	08.94- 04.97	ST		<table border="1"> <tr><td>📏</td><td>A</td><td>280 954</td><td>⊕</td><td>0,6</td></tr> <tr><td>📏</td><td>A</td><td>280 955</td><td>⊕</td><td>0,6</td></tr> <tr><td>📏</td><td></td><td>900 033</td><td></td><td></td></tr> <tr><td>📏</td><td>S</td><td>280 687</td><td>⊕</td><td>0,6</td></tr> </table>	📏	A	280 954	⊕	0,6	📏	A	280 955	⊕	0,6	📏		900 033			📏	S	280 687	⊕	0,6	ST ->Chass. 271863	<table border="1"> <tr><td>📏</td><td>A</td><td>280 956</td><td>=</td><td>1,0</td></tr> </table>	📏	A	280 956	=	1,0					
📏	A		280 954	⊕	0,6																															
📏	A		280 955	⊕	0,6																															
📏			900 033																																	
📏	S	280 687	⊕	0,6																																
📏	A	280 956	=	1,0																																
2.0 D GLX Complex	01.93- 04.97				Chass. 271863->	<table border="1"> <tr><td>📏</td><td>S</td><td>280 691</td><td></td><td>1,0</td></tr> </table>	📏	S	280 691		1,0																									
📏	S	280 691		1,0																																
		⊖		<table border="1"> <tr><td>📏</td><td>S</td><td>280 688</td><td>⊕</td><td>0,6</td></tr> <tr><td>📏</td><td>S</td><td>280 688</td><td>⊕</td><td>0,6</td></tr> <tr><td>📏</td><td></td><td>802 098</td><td>⊕(x2)</td><td></td></tr> </table>	📏	S	280 688	⊕	0,6	📏	S	280 688	⊕	0,6	📏		802 098	⊕(x2)			<table border="1"> <tr><td>📏</td><td></td><td>900 034</td><td></td><td></td></tr> <tr><td>📏</td><td></td><td>802 113</td><td>⊕</td><td></td></tr> <tr><td>📏</td><td></td><td>802 114</td><td>⊕</td><td></td></tr> </table>	📏		900 034			📏		802 113	⊕		📏		802 114	⊕	
📏	S	280 688	⊕	0,6																																
📏	S	280 688	⊕	0,6																																
📏		802 098	⊕(x2)																																	
📏		900 034																																		
📏		802 113	⊕																																	
📏		802 114	⊕																																	
1.8, 77 kW	08.91- 04.97	ST		<table border="1"> <tr><td>📏</td><td>A</td><td>280 954</td><td>⊕</td><td>0,6</td></tr> <tr><td>📏</td><td>A</td><td>280 955</td><td>⊕</td><td>0,6</td></tr> <tr><td>📏</td><td></td><td>900 033</td><td></td><td></td></tr> <tr><td>📏</td><td>S</td><td>280 687</td><td>⊕</td><td>0,6</td></tr> </table>	📏	A	280 954	⊕	0,6	📏	A	280 955	⊕	0,6	📏		900 033			📏	S	280 687	⊕	0,6	ST ->Chass. 271863	<table border="1"> <tr><td>📏</td><td>A</td><td>280 956</td><td>=</td><td>1,0</td></tr> </table>	📏	A	280 956	=	1,0					
📏	A		280 954	⊕	0,6																															
📏	A		280 955	⊕	0,6																															
📏			900 033																																	
📏	S	280 687	⊕	0,6																																
📏	A	280 956	=	1,0																																
2.0 i	08.91- 04.97				Chass. 271863->	<table border="1"> <tr><td>📏</td><td>S</td><td>280 691</td><td></td><td>1,0</td></tr> </table>	📏	S	280 691		1,0																									
📏	S	280 691		1,0																																
		⊖		<table border="1"> <tr><td>📏</td><td>S</td><td>280 687</td><td>⊕</td><td>0,6</td></tr> <tr><td>📏</td><td>S</td><td>280 688</td><td>⊕</td><td>0,6</td></tr> <tr><td>📏</td><td></td><td>802 098</td><td>⊕(x2)</td><td></td></tr> </table>	📏	S	280 687	⊕	0,6	📏	S	280 688	⊕	0,6	📏		802 098	⊕(x2)		01.1992->	<table border="1"> <tr><td>📏</td><td></td><td>802 113</td><td>⊕</td><td></td></tr> <tr><td>📏</td><td></td><td>802 114</td><td>⊕</td><td></td></tr> </table>	📏		802 113	⊕		📏		802 114	⊕						
📏	S	280 687	⊕	0,6																																
📏	S	280 688	⊕	0,6																																
📏		802 098	⊕(x2)																																	
📏		802 113	⊕																																	
📏		802 114	⊕																																	
2.0 i 4WD	04.92- 04.97	ST	(102): für Fahrzeuge ohne Vierradlenkung / For vehicles without four wheel steering	<table border="1"> <tr><td>📏</td><td>S</td><td>280 687</td><td>⊕</td><td>0,6</td></tr> </table>	📏	S	280 687	⊕	0,6	ST (102): für Fahrzeuge ohne Vierradlenkung / For vehicles without four wheel steering	<table border="1"> <tr><td>📏</td><td>S</td><td>310 677</td><td>⊕</td><td>1,0</td></tr> </table>	📏	S	310 677	⊕	1,0																				
📏	S		280 687	⊕	0,6																															
📏	S		310 677	⊕	1,0																															
			(102): für Fahrzeuge ohne Vierradlenkung / For vehicles without four wheel steering	<table border="1"> <tr><td>📏</td><td>S</td><td>280 688</td><td>⊕</td><td>0,6</td></tr> </table>	📏	S	280 688	⊕	0,6	ST (102): für Fahrzeuge ohne Vierradlenkung / For vehicles without four wheel steering	<table border="1"> <tr><td>📏</td><td>S</td><td>310 676</td><td>⊕</td><td>1,0</td></tr> </table>	📏	S	310 676	⊕	1,0																				
📏	S	280 688	⊕	0,6																																
📏	S	310 676	⊕	1,0																																
			01.1992->	<table border="1"> <tr><td>📏</td><td></td><td>802 098</td><td>⊕(x2)</td><td></td></tr> </table>	📏		802 098	⊕(x2)			<table border="1"> <tr><td>📏</td><td></td><td>802 113</td><td>⊕</td><td></td></tr> <tr><td>📏</td><td></td><td>802 114</td><td>⊕</td><td></td></tr> </table>	📏		802 113	⊕		📏		802 114	⊕																
📏		802 098	⊕(x2)																																	
📏		802 113	⊕																																	
📏		802 114	⊕																																	
2.5 24V, 120 kW	08.94- 04.97	ST		<table border="1"> <tr><td>📏</td><td>A</td><td>280 954</td><td>⊕</td><td>0,6</td></tr> <tr><td>📏</td><td>A</td><td>280 955</td><td>⊕</td><td>0,6</td></tr> <tr><td>📏</td><td></td><td>900 033</td><td></td><td></td></tr> <tr><td>📏</td><td></td><td>802 098</td><td>⊕(x2)</td><td></td></tr> </table>	📏	A	280 954	⊕	0,6	📏	A	280 955	⊕	0,6	📏		900 033			📏		802 098	⊕(x2)		ST (103): für Fahrzeuge ohne elektr. Dämpferregulierung / For vehicles without electronic suspension control	<table border="1"> <tr><td>📏</td><td>A</td><td>312 871</td><td>=</td><td></td></tr> </table>	📏	A	312 871	=						
📏	A		280 954	⊕	0,6																															
📏	A		280 955	⊕	0,6																															
📏			900 033																																	
📏		802 098	⊕(x2)																																	
📏	A	312 871	=																																	
2.5 24V, 121 kW	01.92- 04.97				(85): für / for: GE 7																															
					(93): für Fahrzeuge mit Vierradlenkung / for vehicles with four wheel steering																															
					(97): für Fahrzeuge ohne Niveauregulierung / For vehicles without ride height adjustment																															
					(102): für Fahrzeuge ohne Vierradlenkung / For vehicles without four wheel steering	<table border="1"> <tr><td>📏</td><td>A</td><td>280 956</td><td>=</td><td>1,0</td></tr> </table>	📏	A	280 956	=	1,0																									
📏	A	280 956	=	1,0																																
						<table border="1"> <tr><td>📏</td><td></td><td>900 034</td><td></td><td></td></tr> <tr><td>📏</td><td></td><td>802 113</td><td>⊕</td><td></td></tr> <tr><td>📏</td><td></td><td>802 114</td><td>⊕</td><td></td></tr> </table>	📏		900 034			📏		802 113	⊕		📏		802 114	⊕																
📏		900 034																																		
📏		802 113	⊕																																	
📏		802 114	⊕																																	

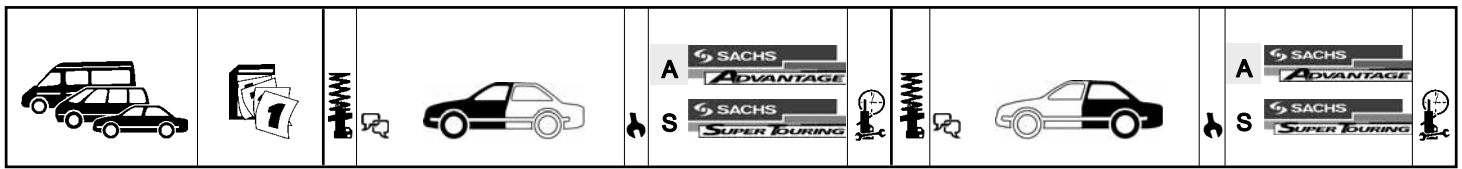


MAZDA

626 V (GF)		05.97 - 10.02			
1.9, 66 kW	05.97- 12.99	ST ->07.1999	S 280 675 = 0,6 S 280 676 = 0,6 S 280 679 = 0,6 S 280 680 ▲ = 0,6	ST ->07.1999	S 280 693 = 1,0 S 280 694 = 1,0 S 280 693 = 1,0 S 280 694 = 1,0
		01.1998-> (122): mit Kugellager / with ball bearing	802 432 ⊕(x2)		
1.9, 74 kW	12.99- 10.02	(122): mit Kugellager / with ball bearing	802 432 ⊕(x2)	01.2000->	802 356 ⊕ 802 357 ⊕
2.0, 85 kW	05.97- 10.02	ST ->07.1999	S 280 675 = 0,6 S 280 676 = 0,6 S 280 679 = 0,6 S 280 680 ▲ = 0,6	ST ->07.1999	S 280 693 = 1,0 S 280 694 = 1,0 S 280 693 = 1,0 S 280 694 = 1,0
		01.1998-> (122): mit Kugellager / with ball bearing	802 432 ⊕(x2)	01.2000->	802 356 ⊕ 802 357 ⊕
2.0, 100 kW 2.0 DITD 2.0 Turbo DI	04.98- 10.02 04.98- 10.02 04.98- 10.02	ST ->07.1999	S 280 675 = 0,6 S 280 676 = 0,6 S 280 679 = 0,6 S 280 680 ▲ = 0,6	ST ->07.1999	S 280 693 = 0,7 S 280 694 = 0,7 S 280 693 = 0,7 S 280 694 = 0,7
		01.1998-> (122): mit Kugellager / with ball bearing	802 432 ⊕(x2)	01.2000->	802 356 ⊕ 802 357 ⊕
2.0 TD	10.00- 10.02	(122): mit Kugellager / with ball bearing	802 432 ⊕(x2)		802 356 ⊕ 802 357 ⊕

626 V Hatchback/avec hayon (GF) 05.97 - 10.02					
1.8	05.97- 12.99	ST ->07.1999	S 280 675 = 0,6 S 280 676 = 0,6 S 280 679 = 0,6 S 280 680 ▲ = 0,6	ST ->07.1999	S 280 693 = 1,0 S 280 694 = 1,0 S 280 693 = 1,0 S 280 694 = 1,0
		01.1998-> (122): mit Kugellager / with ball bearing	802 432 ⊕(x2)		
1.9	12.99- 10.02	(122): mit Kugellager / with ball bearing	802 432 ⊕(x2)	01.2000->	802 356 ⊕ 802 357 ⊕
2.0	05.97- 10.02	ST ->07.1999	S 280 675 = 0,6 S 280 676 = 0,6 S 280 679 = 0,6 S 280 680 ▲ = 0,6	ST ->07.1999	S 280 693 = 1,0 S 280 694 = 1,0 S 280 693 = 1,0 S 280 694 = 1,0
		01.1998-> (122): mit Kugellager / with ball bearing	802 432 ⊕(x2)	01.2000->	802 356 ⊕ 802 357 ⊕
2.0 H.P. 2.0 DITD 2.0 Turbo DI	02.98- 10.02 04.98- 10.02 04.98- 10.02	ST ->07.1999	S 280 675 = 0,6 S 280 676 = 0,6 S 280 679 = 0,6 S 280 680 ▲ = 0,6	ST ->07.1999	S 280 693 = 1,0 S 280 694 = 1,0 S 280 693 = 1,0 S 280 694 = 1,0
		01.1998-> (122): mit Kugellager / with ball bearing	802 432 ⊕(x2)	01.2000->	802 356 ⊕ 802 357 ⊕
2.0 TD	10.00- 10.02	(122): mit Kugellager / with ball bearing	802 432 ⊕(x2)		802 356 ⊕ 802 357 ⊕

626 V Station Wagon/Estate/Break (GW) 02.98 - 10.02					
1.9, 66 kW 2.0 2.0 H.P. 2.0 Turbo DI	02.98- 01.00 02.98- 10.02 02.98- 10.02 04.98- 10.02	ST ->07.1999	S 280 675 = 0,6 S 280 676 = 0,6 S 280 679 = 0,6 S 280 680 ▲ = 0,6	ST ->07.1999	S 280 683 = 1,0 S 280 684 = 1,0 S 280 683 = 1,0 S 280 684 = 1,0
		01.1998-> (97): für Fahrzeuge ohne Niveauregulierung / For vehicles without ride height adjustment	802 432 ⊕(x2)	01.2000->	802 356 ⊕ 802 357 ⊕



MAZDA

626 V Station Wagon/Estate/Break (GW) 02.98 - 10.02										
1.9, 74 kW	01.00- 10.02	(122): mit Kugellager / with ball bearing	⊕	802 432	⊕(x2)			⊕	802 356	⊕
2.0 TD	10.00- 10.02								802 357	⊕
2.0 DITD	09.99- 10.02	(122): mit Kugellager / with ball bearing	⊕	802 432	⊕(x2)		01.2000->	⊕	802 356	⊕
									802 357	⊕

929 I (LA) 09.78 - 07.86										
2.0	05.79- 07.86							⊕	900 019	⊕

929 II (HB) 12.81 - 09.87															
2.0, 66 kW	05.82- 03.84	ST	⊕	S	110 290	▲⊕	0,5	ST	⊕	S	110 292	▲=	0,9		
									⊕		900 019	⊕			
2.0, 74 kW	03.84- 07.87	ST	->08.1986	⊕	S	110 290	▲⊕	0,5	ST	->08.1986	⊕	S	110 292	▲=	0,9
2.0 i GLX	10.84- 07.87								⊕		900 019	⊕			

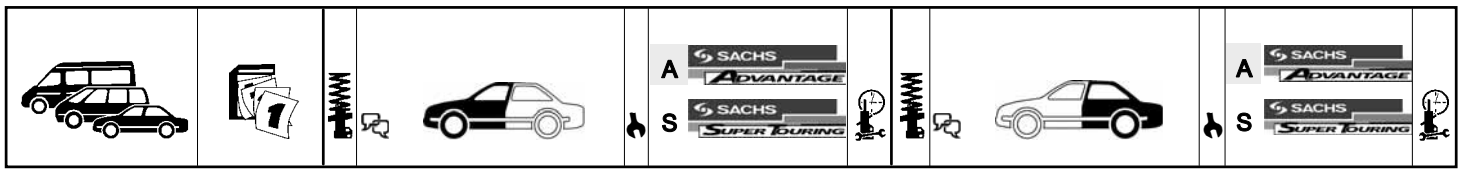
929 II Coupe (HB) 12.81 - 09.87															
2.0, 66 kW	05.82- 03.84	ST	10.1983->	⊕	S	110 290	▲⊕	0,5	ST	10.1983->	⊕	S	110 292	▲=	0,9
									⊕		900 019	⊕			
2.0, 74 kW	03.84- 07.87	ST	->08.1986	⊕	S	110 290	▲⊕	0,8	ST	->08.1986	⊕	S	110 292	▲=	0,6
2.0 i	10.84- 07.87								⊕		900 019	⊕			

929 III (HC) 05.87 - 06.91														
2.0	06.87- 12.88							ST	⊕	S	200 827	=	0,9	
2.2 12V, 85 kW	01.88- 04.89													
2.2 12V, 94 kW	04.89- 06.91													
2.2 i	05.87- 12.88													
3.0, 123 kW	01.90- 06.91							ST	Chass. 200001->	⊕	S	200 827	=	0,3
3.0, 125 kW	01.88- 12.89													
3.0, 140 kW	06.87- 06.91													

B-SERIE (UF) 01.85 - 06.99													
1.6	01.85- 12.96	ST	(85): für / for: Pick-up	⊕	S	290 611		ST	(85): für / for: Pick-up	⊕	S	290 418	
2.0, 62 kW	01.85- 12.91	ST		⊕	S	290 611		ST		⊕	S	290 418	
2.0, 65 kW	01.85- 03.96												
2.2	08.91- 12.96												
2.2 12V	04.96- 01.99												
2.2 D	01.85- 03.96												
2.5 D	02.96- 06.99												
2.6 4WD	01.87- 10.90	ST		⊕	A	312 842	=	ST		⊕	A	312 841	=
						S	280 719				S	280 722	
2.6 12V 4WD	01.90- 06.99	ST	->01.1999	⊕	A	312 842	=	ST	->01.1999	⊕	A	312 841	=
						S	280 719				S	280 722	
2.5 D 4WD, 63 kW	02.96- 06.99	ST		⊕	S	280 719		ST		⊕	S	280 722	
2.5 D 4WD, 57 kW	09.98- 06.99												

B-SERIE (UN) 02.99 -													
2.5 D, 57 kW	06.99-	ST		⊕	S	290 611							
2.5 D, 62 kW	12.02-												
2.5 D 4WD, 57 kW	06.99-	ST		⊕	A	312 842	=	ST		⊕	A	312 841	=
2.5 TD 4WD	06.99-					S	280 719				S	280 722	
2.5 D 4WD, 62 kW	12.02-												

DEMIO (DW) 08.98 -														
1.3 16V, 46 kW	08.98-	ST		⊕	S	280 697	⊕	0,9	ST	->12.1999	⊕	S	280 701	=
1.3 16V, 53 kW	08.98- 04.00					S	280 698	⊕	0,9	01.2000->	⊕	S	312 920	=
						⊕	900 002				⊕	900 053		
1.2	02.03-								ST		⊕	S	312 920	=
1.3	02.03-													
1.5	02.03-													
1.4	02.03-													
1.6	02.03-													
1.5 16V	04.00-	ST		⊕	S	280 697	⊕	0,3	ST		⊕	S	312 920	=
						S	280 698	⊕	0,3		⊕	900 053		
						⊕	900 002							



MAZDA

E 1600		08.80 - 06.84							
1.6	08.80- 06.84			ST				S	290 421

E 2000,2200 Bus/Familial (SR1) 01.84 - 05.94														
1.4	01.84- 04.97	ST		⊥	S	310 038	0,4	ST		⊙	S	101 301	⊠	0,3
1.8	01.84- 12.97									⊙	S	230 144	⊠	0,3
2.0	03.88- 04.97													
2.2 D	03.88- 04.97													
2.2 D, 46 kW	01.84- 02.88													
2.0, 63 kW	11.84- 02.88	ST		⊥	S	310 038	0,4	ST		⊙	S	101 301	⊠	0,3
										⊙	S	230 144	⊠	0,3
									(85): für / for: Pick-up	⊙	S	110 957	⊠	0,3
2.0 4WD	10.88- 09.89	ST		⊥	S	280 703		ST		⊙	S	101 301	⊠	0,3
2.0 4WD	10.89- 04.97									⊙	S	230 144	⊠	0,3
2.2 D 4WD	12.87- 04.97									⊙	S			

E 2000,2200 Pritsche,Fahrgestell / Flatbed,Chassis 01.84 - 12.97														
2.0	01.84- 12.97	ST		⊥	S	310 038		ST		⊙	S	101 301	⊠	
2.2 D	01.84- 12.97									⊙	S	230 144	⊠	

E 2000,2200 Kasten/Box/Furgón/Van (SR2) 01.84 -														
1.4	01.84- 12.97	ST		⊥	S	310 038	0,4	ST		⊙	S	101 301	⊠	0,3
1.8	01.84- 12.97									⊙	S	230 144	⊠	0,3
2.0, 60 kW	03.91- 05.94													
2.0, 63 kW	05.85- 04.89	ST		⊥	S	310 038	0,4	ST		⊙	S	101 301	⊠	0,3
2.2 D, 46 kW	05.85- 02.88									⊙	S	230 144	⊠	0,3
									(85): für / for: Pick-up	⊙	S	110 957	⊠	0,3
2.0, 70 kW	06.94-	ST		⊥	S	310 038	0,4	ST	->04.1997	⊙	S	230 144	⊠	0,3
2.2 D, 47 kW	03.91-									⊙	S	101 301	⊠	0,3
2.2 D, 52 kW	02.97- 08.02									⊙	S			
2.0 4WD	10.88-	ST		⊥	S	280 703	0,4	ST	->04.1997	⊙	S	230 144	⊠	0,3
2.2 D 4WD, 47 kW	03.91-									⊙	S	101 301	⊠	0,3
2.2 D 4WD, 52 kW	02.97-									⊙	S			

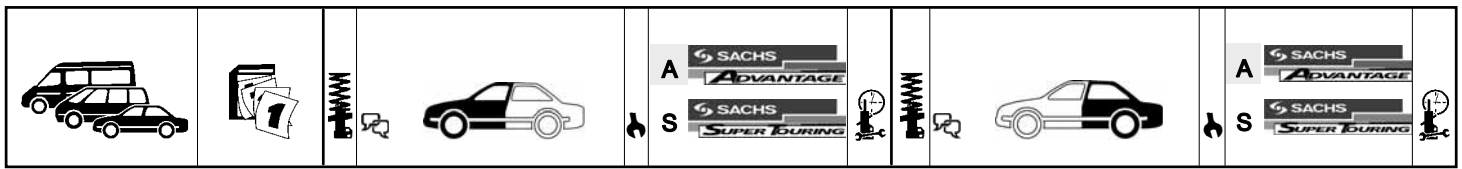
E 2000,2200 Pickup 01.84 -														
2.0	01.84-	ST		⊥	S	310 038		ST	->04.1997	⊙	S	101 301	⊠	
2.2 D	01.84-									⊙	S	230 144	⊠	
2.0 4WD	01.84-	ST		⊥	S	280 703		ST	->04.1997	⊙	S	101 301	⊠	
2.2 D 4WD	01.84-									⊙	S	230 144	⊠	

MPV I (LV) 03.95 - 09.99														
3.0 i V6, 109 kW	05.96- 09.99	ST		⊥	S	230 447	⊕	1,1	ST		⊙	S	230 451	0,7
3.0 i V6, 113 kW	03.95- 09.99					S	230 448	⊕	1,1					
2.5 TD	05.96- 09.99													

MPV II (LW) 08.99 -														
2.0, 88 kW	08.00- 07.02	ST		⊥	S	312 160	⊕		ST		⊙	S	310 881	=
2.0, 90 kW	09.99- 08.00					S	312 161	⊕						
2.5 V6	09.99- 03.02													
2.3	07.02-	ST		⊥	S	312 906	⊕		ST		⊙	S	310 881	=
2.0 DI	07.02-					S	312 907	⊕						

MX-3 (EC) 07.91 -														
1.6 i, 65 kW	07.91-	ST		⊥	S	312 855	⊕		ST		⊥	S	312 857	⊕
1.6 i, 79 kW	01.94-					S	312 856	⊕					S	312 858
1.8 i V6, 95 kW	01.94-													
1.8 i V6, 98 kW	01.92- 01.94													

MX-5 I (NA) 09.89 - 04.98														
1.6, 66 kW	01.95- 04.98	ST		⊥	S	290 013	=	1,7	ST		⊥	S	290 014	=
1.8	02.94- 04.98		->12.1997	⊕		802 117	⊕(x2)			->12.1997	⊕		802 117	⊕(x2)
						⊥	900 074						⊥	900 074
1.6, 85 kW	05.90- 01.94	ST		⊥	S	290 013	=	1,7	ST		⊥	S	290 014	=
						⊕	802 117	⊕(x2)			⊕		802 117	⊕(x2)
						⊥	900 074						⊥	900 074



MAZDA

MX-5 II (NB)		01.98 - 10.05			
1.6 16V	05.98- 10.05	ST	⊖ S 280 707 = 1,7	ST	⊖ S 280 709 = 1,9
1.8 16V	05.98- 10.05	SP	⊖ S 280 707 = 1,7	SP	⊖ S 280 709 = 1,9
		01.1999->	⊖ 802 312 ⊕(x2)	01.1999->	⊖ 802 312 ⊕(x2)
			⊖ 900 074		
1.9 16V, 102 kW	11.00- 10.05	ST	⊖ S 280 707 = 1,7	ST	⊖ S 280 709 = 1,9
1.9 16V, 107 kW	11.00- 10.05	SP	⊖ S 280 707 = 1,7	SP	⊖ S 280 709 = 1,9
			⊖ 802 312 ⊕(x2)		⊖ 802 312 ⊕(x2)
			⊖ 900 074		
1.8, 103 kW	01.98- 07.02	01.1999->	⊖ 802 312 ⊕(x2)	01.1999->	⊖ 802 312 ⊕(x2)
1.8, 107 kW	08.02- 10.05		⊖ 802 312 ⊕(x2)		⊖ 802 312 ⊕(x2)

MX-5 III (NC)		03.05 -			
1.8	03.05-	ST (131): nicht für Baumuster / not for model: 2.0 Expression	⊖ S 313 795 =	ST (131): nicht für Baumuster / not for model: 2.0 Expression	⊖ S 313 796 =
2.0	03.05-	ST (131): nicht für Baumuster / not for model: 2.0 Expression	⊖ S 313 795 =	ST (131): nicht für Baumuster / not for model: 2.0 Expression	⊖ S 313 796 =

MX-6 (GE6)		07.91 -			
1.8	12.95- 02.97		⊖ 802 098 ⊕(x2)	->12.1997	⊖ 802 113 ⊕
2.2	12.95- 02.97				⊖ 802 114 ⊕
2.0	02.92-	ST	⊖ A 280 954 =⊕ 2,2	ST (102): für Fahrzeuge ohne Vierradlenkung / For vehicles without four wheel steering	⊖ A 280 956 =
			⊖ A 280 955 =⊕ 2,2		
		->12.1997	⊖ 802 098 ⊕(x2)	->12.1997	⊖ 802 113 ⊕
					⊖ 802 114 ⊕
2.5 i 24V	08.94-	ST	⊖ A 280 954 =⊕ 2,2	ST (93): für Fahrzeuge mit Vierradlenkung / for vehicles with four wheel steering	⊖ A 312 871 =
2.5 24V	02.92-		⊖ A 280 955 =⊕ 2,2	(97): für Fahrzeuge ohne Niveauregulierung / For vehicles without ride height adjustment	
		->12.1997	⊖ 802 098 ⊕(x2)	(102): für Fahrzeuge ohne Vierradlenkung / For vehicles without four wheel steering	⊖ A 280 956 =
				->12.1997	⊖ 802 113 ⊕
					⊖ 802 114 ⊕

PREMACY (CP)		07.99 -			
1.8	07.99-	ST ->Chass. 151176	⊖ S 280 711 =⊕ 0,6	ST	⊖ S 280 715 =⊕ 1,0
1.9	07.99-		⊖ S 280 712 =⊕ 0,6		⊖ S 280 716 =⊕ 1,0
2.0 TD, 74 kW	07.00-	Chass. 151177->	⊖ S 313 588 =⊕		
			⊖ S 313 589 =⊕		
2.0	11.01-	ST	⊖ S 313 588 =⊕	ST	⊖ S 280 715 =⊕ 1,0
			⊖ S 313 589 =⊕		⊖ S 280 716 =⊕ 1,0
2.0 TD, 66 kW	10.99- 07.00	ST	⊖ S 280 711 =⊕ 0,6	ST	⊖ S 280 715 =⊕ 1,0
			⊖ S 280 712 =⊕ 0,6		⊖ S 280 716 =⊕ 1,0

PROCEED			
1300 (BTA 67)	01.72-	ST	⊖ S 290 130
1800 (PE 2 V 6)	01.72-		

RX 8 (SE17)		10.03 -	
Wankel	10.03-	ST	⊖ S 313 794 =
2.6	10.03-		

TITAN		01.77 -	
TA2 series	01.77- 10.80	ST	⊖ S 290 146 ▲

TRIBUTE (EP)		03.00 -			
2.0	03.00-	ST	⊖ S 312 587 =⊕	ST	⊖ S 312 589 =
2.0 4WD	03.00-		⊖ S 312 588 =⊕		
3.0 V6 24V 4WD	03.00-				
2.3 AWD	04.04-				
2.3 GX	12.03- 10.04				
3.0 V6 AWD	04.04-				

