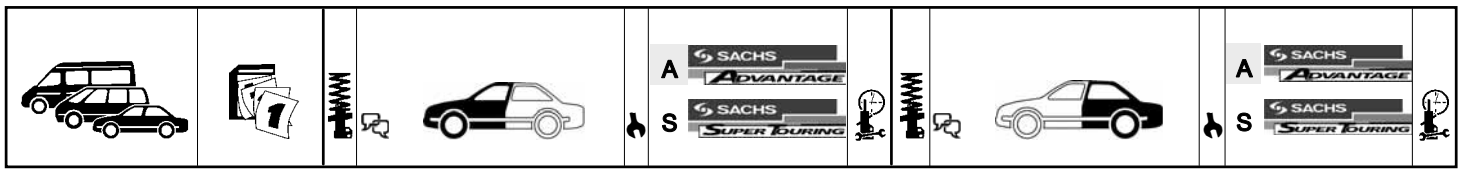


# NISSAN

100 NX (B13)		03.90 - 10.94							
1.6	03.90- 10.94	ST		S 280 906 =⊕ 1,6 S 280 907 =⊕ 1,6	ST	(89): für Fahrzeuge mit ABS / For vehicles with ABS	A 170 244 =⊕ 1,9 A 170 245 =⊕ 1,9 S 170 252 ⊕ 1,9 S 170 253 ⊕ 1,9		
			01.1991->	⊕ 802 122 ⊕(x2) ⊕ 900 027			(94): für Fahrzeuge ohne ABS / for vehicles without ABS A 170 241 =⊕ 1,9 S 170 248 ⊕ 1,9 S 170 249 ⊕ 1,9		
1.6 SR	09.93- 10.94	ST		S 280 906 =⊕ 1,6 S 280 907 =⊕ 1,6 ⊕ 802 122 ⊕(x2) ⊕ 900 027	ST	(89): für Fahrzeuge mit ABS / For vehicles with ABS	A 170 244 =⊕ 1,9 A 170 245 =⊕ 1,9 S 170 252 ⊕ 1,9 S 170 253 ⊕ 1,9		
				(94): für Fahrzeuge ohne ABS / for vehicles without ABS A 170 241 =⊕ 1,9 S 170 248 ⊕ 1,9 S 170 249 ⊕ 1,9					
2.0 GTI	03.91- 10.94	ST		S 280 906 =⊕ 1,6 S 280 907 =⊕ 1,6 ⊕ 802 122 ⊕(x2) ⊕ 900 027	ST		A 170 244 =⊕ 1,9 A 170 245 =⊕ 1,9 S 170 252 ⊕ 1,9 S 170 253 ⊕ 1,9		
				⊕ 802 122 ⊕(x2)					
2.0	10.90- 10.94		01.1991->	⊕ 802 122 ⊕(x2)					
200 SX (S13)		07.88 - 11.94							
1.8 Turbo	07.88- 11.93	ST		S 280 779 =⊕ 2,1 S 280 780 =⊕ 2,1	ST		S 280 783 = 1,3 ⊕ 802 344 ⊕(x2)		
2.0 i 16V	07.88- 11.93								
200 SX (S14)		10.93 - 12.99							
2.4 i	10.93-		01.1995 - 12.1998	⊕ 802 122 ⊕(x2)					
2.0 i 16V	10.93- 12.99	ST		S 280 785 =⊕ 1,4 S 280 786 =⊕ 1,4	ST		S 280 789 = 0,7		
			2.0 i 16V Turbo	10.93- 12.99			⊕ 802 122 ⊕(x2)		
			01.1995 - 12.1998	⊕ 802 122 ⊕(x2)					
200 SX (S15)		01.99 - 08.02							
2.0	01.99- 08.02	ST	11.2000->	S 312 104 =⊕ S 312 105 =⊕					
2.0 Turbo	01.99- 08.02								
280 ZX,ZXT (HGS130)		07.78 - 02.84							
2.8, 103 kW	10.78- 06.83				ST	->12.1980	S 101 908 ▲= 0,9 S 200 671 = 0,9 S 200 671 = 0,9		
2.8, 108 kW	02.80- 09.82					01.1981->			
2.8, 110 kW	01.82- 02.84				ST	->09.1983			
2.8, 147 kW	01.83- 02.84								
350 Z (Z33)		10.02 -							
3.5, 206 kW	10.03-	ST		S 312 932 =⊕ S 312 933 =⊕	ST		S 312 963 =		
3.5, 221 kW	04.06-								
350 Z Roadster		10.03 -							
3.5	03.05-	ST		S 312 932 =⊕ S 312 933 =⊕	ST		S 312 963 =		
ALMERA I (N15)		07.95 - 07.00							
1.4 GX,LX	09.95- 07.00	ST	->07.1997	S 280 392 =⊕ 1,1 S 280 393 =⊕ 1,1	ST	->07.1997	S 280 394 = 0,6		
1.4	09.95- 07.00			(24): Durchmesser Federteller: 103 mm / rear spring seat diam.: 103 mm					
1.6 SLX	09.95- 07.00		08.1997->	S 280 951 =⊕ 1,1 S 280 952 =⊕ 1,1			S 280 953 = 0,6		
1.6	09.95- 07.00						(25): Durchmesser Federteller: 93 mm / rear spring seat diam.: 93 mm		
2.0 D	11.95- 07.00			⊕ 802 122 ⊕(x2)					
							⊕ 802 344 ⊕(x2)		
1.5	07.95- 05.00			⊕ 802 122 ⊕(x2)					
1.8	07.95- 05.00								



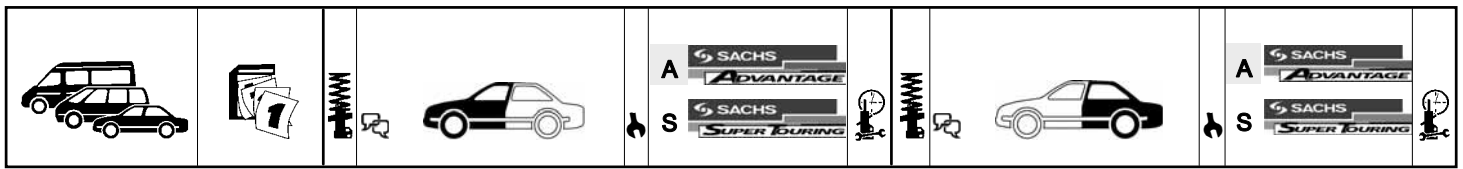
# NISSAN

ALMERA I Hatchback/avec hayon (N15) 07.95 - 03.00															
1.4 S,GX,LX	09.95- 03.00	ST	->07.1997	⚙️	S	280 392	⇒	0,7	ST	->07.1997	⊖	S	280 394	=	0,6
1.4	09.95- 03.00				S	280 393	⇒	0,7		(24): Durchmesser Federteller: 103 mm / rear spring seat diam.: 103 mm					
1.6 SR,SLX	09.95- 03.00		08.1997->	⚙️	S	280 951	⇒	0,7							
1.6	09.95- 03.00				S	280 952	⇒	0,7							
2.0 GTi	07.96- 03.00			⊕		802 122	⊕(x2)			08.1997->	⊖	S	280 953	=	0,6
2.0 D	11.95- 03.00									(25): Durchmesser Federteller: 93 mm / rear spring seat diam.: 93 mm					
											⊕		802 344	⊕(x2)	

ALMERA II (N16) 07.00 -															
1.5, 66 kW	07.00-	ST	->09.2000	⚙️	S	312 194	⇒		ST	->02.2001	⊖	S	312 109	=	
					S	312 195	⇒			03.2001->	⊖	S	312 761	=	
			08.2000->	⚙️	S	312 107	⇒				⊕		802 256	⊕(x2)	
					S	312 108	⇒				⚙️		900 159		
			(148): ohne Kugellager / without ball bearing	⊕		802 252	⊕(x2)				⚙️		900 159		
					⚙️	900 170									
1.5, 72 kW	10.02-	ST		⚙️	S	312 107	⇒		ST		⊖	S	312 761	=	
1.8, 85 kW	10.02-				S	312 108	⇒				⊕		802 256	⊕(x2)	
1.5 dCi	01.03-		(148): ohne Kugellager / without ball bearing	⊕		802 252	⊕(x2)				⚙️		900 159		
2.2 dCi, 82 kW	09.03-				⚙️	900 170									
2.2 dCi, 100 kW	09.03-				⚙️	900 170									
1.8, 84 kW	07.00-	ST	->07.2000	⚙️	S	312 194	⇒		ST	->02.2001	⊖	S	312 109	=	
2.2 Di	07.00-				S	312 195	⇒			03.2001->	⊖	S	312 761	=	
			08.2000->	⚙️	S	312 107	⇒				⊕		802 256	⊕(x2)	
					S	312 108	⇒				⚙️		900 159		
			(148): ohne Kugellager / without ball bearing	⊕		802 252	⊕(x2)				⚙️		900 159		
					⚙️	900 170									

ALMERA II Hatchback/avec hayon (N16) 03.00 -															
1.5, 66 kW	03.00-	ST	->07.2000	⚙️	S	312 194	⇒		ST		⊖	S	312 761	=	
1.8, 84 kW	01.00-				S	312 195	⇒				⊕		802 256	⊕(x2)	
2.2 Di	03.00-		08.2000->	⚙️	S	312 107	⇒				⚙️		900 159		
					S	312 108	⇒				⚙️		900 159		
			(148): ohne Kugellager / without ball bearing	⊕		802 252	⊕(x2)				⚙️		900 159		
					⚙️	900 170									
1.5, 72 kW	10.02-	ST		⚙️	S	312 107	⇒		ST		⊖	S	312 761	=	
1.8, 85 kW	10.02-				S	312 108	⇒				⊕		802 256	⊕(x2)	
1.5 dCi	01.03-		(148): ohne Kugellager / without ball bearing	⊕		802 252	⊕(x2)				⚙️		900 159		
2.2 dCi, 82 kW	09.03-				⚙️	900 170									
2.2 dCi, 100 kW	09.03-				⚙️	900 170									

ALMERA TINO (V10) 08.00 -															
1.8, 84 kW	08.00-	ST	->10.2000	⚙️	S	312 196	⇒		ST		⊖	S	312 754	=	
					S	312 197	⇒				⚙️		900 159		
			11.2000->	⚙️	S	312 745	⇒								
					S	312 746	⇒								
			->12.2005	⊕		802 358	⊕(x2)								
					⚙️	900 172									
2.0	08.00-	ST		⚙️	S	312 198	⇒		ST		⊖	S	312 754	=	
					S	312 199	⇒				⚙️		900 159		
			->12.2005	⊕		802 358	⊕(x2)								
					⚙️	900 172									
1.8, 85 kW	12.02-	ST		⚙️	S	312 745	⇒		ST		⊖	S	312 754	=	
					S	312 746	⇒				⚙️		900 159		
			->12.2005	⊕		802 358	⊕(x2)								
					⚙️	900 172									
2.2 Di	08.00-	ST		⚙️	S	312 196	⇒		ST		⊖	S	312 754	=	
2.2 dCi, 82 kW	09.03-				S	312 197	⇒				⚙️		900 159		
2.2 dCi, 100 kW	09.03-		->12.2005	⊕		802 358	⊕(x2)								
					⚙️	900 172									



# NISSAN

## BLUEBIRD (JN 510, JP 510) 08.67 - 12.72

1.3	08.67- 06.70	ST		↓ S	310 012	▲		
1.4	08.67- 06.70							
1.6	08.67- 06.70							
1600	05.71- 12.72						ST	↓ S 290 597
1800	05.71- 12.72							

## BLUEBIRD (B610) 08.71 - 01.80

1.6	07.76- 12.79	ST		↓ S	310 012	▲	ST	↓ S 101 908 ▲
1.8	07.74- 11.79	ST		↓ S	310 012	▲		

## BLUEBIRD Station Wagon/Estate/Break (810) 07.76 - 12.79

1.8	07.76- 12.79	ST		↓ S	310 012	▲		
-----	--------------	----	--	-----	---------	---	--	--

## BLUEBIRD (910) 01.80 - 12.83

1.6	01.80- 11.83	ST		↓ S	110 023	▲	1,7	ST	↓ S 110 071 ▲	0,8
1.8	01.80- 12.83									
2.0 i	01.82- 12.83									
2.0 D	01.80- 12.83									
2.0 TD	01.83- 09.83									

## BLUEBIRD Traveller/Estate/Break (W910) 01.80 - 05.84

1.8	01.80- 05.84	ST	->09.1983	↓ S	110 023	▲	1,7		
2.0 D	01.80- 05.84	ST	->10.1983	↓ S	110 023	▲	1,7		

## BLUEBIRD (U11) 11.83 - 05.90

1.6 DX	11.83- 02.88						12.1985->	⊙	802 121	⊕
1.8, 66 kW	11.83- 06.88								802 240	⊕
1.8 Turbo	04.84- 05.90									
2.0 TD	11.83- 12.85									
2.0 i	04.84- 01.88									
2.0 (YLU 11)	11.83- 01.86									
2.0 D	04.84- 01.88									
1.6	12.85- 02.90							⊙	802 121	⊕
1.8, 61 kW	03.88- 04.90								802 240	⊕
2.0	12.85- 02.90									
2.0 LX	12.85- 02.90									
2.0 (U11)	02.86- 05.90									

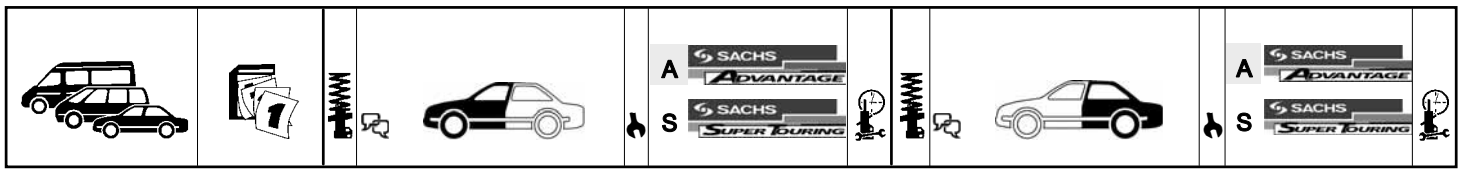
## BLUEBIRD Station Wagon/Estate/Break (WU11) 11.83 - 09.90

1.6	12.85- 02.90							⊙	802 121	⊕
1.8, 61 kW	03.88- 04.90								802 240	⊕
2.0 LX	12.85- 02.90									
2.0, 75 kW	04.86- 09.90									
1.8, 66 kW	11.83- 04.90						12.1985->	⊙	802 121	⊕
1.8 Turbo	09.84- 04.90								802 240	⊕
2.0, 75 kW	11.83- 03.86									
2.0, 77 kW	04.84- 09.90									
2.0 TD	01.84- 01.86									
2.0 D, 43 kW	11.83- 03.84									
2.0 i, 77 kW	04.84- 12.90					ST 04.1986 - 11.1989		↓ S	290 911	≡
						12.1985->	⊙		802 121	⊕
									802 240	⊕
2.0 i, 85 kW	09.88- 09.90					ST ->11.1989		↓ S	290 911	≡
2.0 D, 49 kW	03.86- 12.90						⊙		802 121	⊕
									802 240	⊕
2.0 D, 43 kW	04.84- 01.88					ST 02.1986->		↓ S	290 911	≡
						12.1985->	⊙		802 121	⊕
									802 240	⊕

## BLUEBIRD (T72 , T12) 12.85 - 09.90

1.8, 65 kW	03.86- 06.90							⊙	802 121	⊕
1.6, 66 kW	12.85- 02.90								802 240	⊕
1.8, 61 kW	03.88- 04.90									
1.8, 66 kW	11.86- 04.90									





# NISSAN

<b>CEDRIC (V,W 230)</b>			
2.0	02.71- 02.79		ST (38): Großraumlimousine / MPV
2.4	02.71- 02.79		
2.6	02.71- 02.79		

<b>CEDRIC (L230)</b>			
2.0	06.75- 06.79		ST
2.6	06.75- 06.79		
220 C	06.75- 06.79		
220 C Diesel	01.72- 06.75		
280 C	06.75- 06.79		

<b>CEDRIC Coupe (230)</b>			
2.4	01.72- 06.75		ST
2.6	01.72- 06.75		
220 C	01.72- 06.75		
280 C	01.72- 06.75		

<b>CEDRIC Coupe (L230)</b>			
280 C	06.75- 06.79		ST

<b>CHERRY Coupe (10) 01.70 - 07.78</b>			
1.2	01.70- 07.78		ST

<b>CHERRY (E10) 09.70 - 09.78</b>			
1.2	10.70- 09.74		ST
1.0	09.70- 09.78		ST ->09.1974

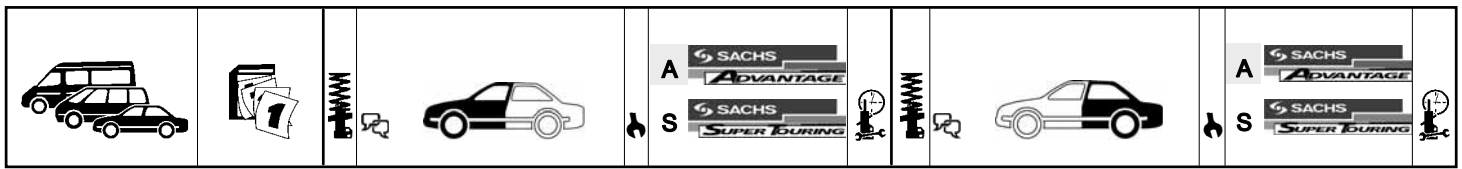
<b>CHERRY Coupe (N10) 08.78 - 09.82</b>			
1.0	08.78- 07.81	ST	
1.2	08.78- 07.81		
1.3	08.81- 09.82		
1.4	08.80- 07.81		
1.5	08.81- 05.82		

<b>CHERRY Hatchback/avec hayon (N10) 08.78 - 12.82</b>			
1.0	08.78- 07.81	ST	
1.2	08.78- 07.81		
1.3	08.81- 09.82		
1.4 i.e.	08.80- 07.81		
1.5	08.81- 12.82		

<b>CHERRY Traveller/Estate/Break (VN10) 08.78 - 12.83</b>			
1.2	10.78- 07.81	ST	
1.0, 33 kW	08.78- 07.81		
1.3	09.81- 12.83		
1.0, 37 kW	08.81- 05.82		
1.4	08.80- 07.81		
1.5	08.81- 03.82		

<b>CHERRY (N12) 04.82 - 10.87</b>			
1.0	05.82- 05.86	ST	
1.5 Turbo	01.83- 12.85		
1.7 D	10.82- 12.86		
1.3	05.82- 10.86	ST ->05.1986	
1.5	11.83- 10.86	ST ->05.1986	

<b>CLIPPER 12.66 - 05.76</b>			
T 65	01.66- 12.71	ST	
660	02.69- 08.71	ST	



# NISSAN

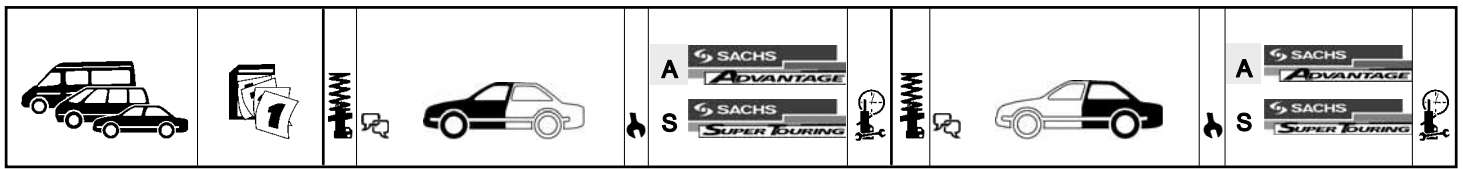
HOMER												
Homer (F 20)	01.76- 12.82	ST	04.1978->	!	S	280 793		ST		°	S	290 146 ▲
2.0 (F 22)	01.82- 06.92	ST		!	S	280 793		ST	(108): für OE-Nummer / For OE number 56210-22T00	°	S	280 791
									(108): für OE-Nummer / For OE number 56210-T3000	°	S	290 146 ▲
									(108): für OE-Nummer / For OE number 56210-T6100	°		
									(108): für OE-Nummer / For OE number 56210-T6210	°		
2.0 (F 23)	07.92-	ST		!	S	280 793		ST	(108): für OE-Nummer / For OE number 56210-22T00	°	S	280 791
2.3 (F 22)	01.82- 06.92	ST		!	S	280 793		ST	(108): für OE-Nummer / For OE number 56210-T6100	°	S	290 146 ▲
									(108): für OE-Nummer / For OE number 56210-T6210	°		
									(108): für OE-Nummer / For OE number 56210-T6200	°	S	290 142 ▲
									(108): für OE-Nummer / For OE number 56210-T6202	°		
2.5 (F 22)	01.82- 06.92	ST		!	S	280 793		ST	(108): für OE-Nummer / For OE number 56210-22T00	°	S	280 791
									(108): für OE-Nummer / For OE number 56210-T3000	°	S	290 146 ▲
									(108): für OE-Nummer / For OE number 56210-T6100	°		
									(108): für OE-Nummer / For OE number 56210-T6210	°		
									(108): für OE-Nummer / For OE number 56210-T6200	°	S	290 142 ▲
									(108): für OE-Nummer / For OE number 56210-T6202	°		
2.5 (F 23)	07.92-	ST		!	S	280 793		ST	(108): für OE-Nummer / For OE number 56210-22T00	°	S	280 791
									(108): für OE-Nummer / For OE number 56210-T6202	°	S	290 142 ▲

INTERSTAR Bus (X70) 07.02 -												
dCi 80	07.02-	ST		°	S	313 387 =		ST		°	S	311 973 =≡
dCi 90	07.02-	OHD		°	S	313 387 =			(161): zul. Gesamtgewicht [kg] / Gross Vehicle Weight [kg]: 2800	°	S	313 391 =
dCi 120	07.02-								(161): zul. Gesamtgewicht [kg] / Gross Vehicle Weight [kg]: 3300	°	S	313 388 =
dCi 140	11.03-								(161): zul. Gesamtgewicht [kg] / Gross Vehicle Weight [kg]: 3500	°		
		OHD		°	S	313 388 =				°	S	313 388 =

INTERSTAR Kasten (X70) 07.02 -												
dCi 80	07.02-	ST		°	S	313 387 =		ST		°	S	311 973 =≡
dCi 90	07.02-	OHD		°	S	313 387 =			(161): zul. Gesamtgewicht [kg] / Gross Vehicle Weight [kg]: 2800	°	S	313 391 =
dCi 100	11.03-								(161): zul. Gesamtgewicht [kg] / Gross Vehicle Weight [kg]: 3300	°	S	313 388 =
dCi 120	07.02-								(161): zul. Gesamtgewicht [kg] / Gross Vehicle Weight [kg]: 3500	°		
dCi 140	11.03-									°	S	313 388 =

INTERSTAR Pritsche/Fahrgestell 08.03 -												
dCi 80	07.02-	ST		°	S	313 387 =		ST	(85): für / for: ED	°	S	311 973 =≡
dCi 90	07.02-	OHD		°	S	313 387 =			(85): für / for: HD/UD	°	S	311 972 =
dCi 120	07.02-									°		
dCi 140	11.03-							OHD	(85): für / for: HD/UD	°	S	311 972 =

LAUREL (C130)												
1.8 (C,PC 30)	03.67- 04.72	ST		!	S	310 012 ▲						
1.8 L (C 130)	04.72- 12.78											



# NISSAN

LAUREL (HLC230)		03.77 - 05.83	
2.0	03.77- 05.83	ST ->04.1981	↓ S 310 012 ▲ 1,2 ST ->04.1981
2.4	12.77- 05.83		↓ S 101 908 ▲= 1,1

LAUREL (JC31)		01.81 - 12.85	
2.0	01.81- 01.84	ST	↓ S 310 012 ▲ 1,2 ST
2.4, 83 kW	01.81- 01.84		↓ S 110 071 ▲= 1,1
2.4, 88 kW	09.83- 12.85		
2.8 D	01.81- 10.85		

LAUREL (JC32)		11.84 - 06.90	
2.0 (PLJC32)	11.84- 02.90	ST (66): Starrachse / Rigid Axle	↓ S 170 103 ▲= 1,5 ST (66): Starrachse / Rigid Axle
2.8 D, 62 kW	01.85- 12.87		↓ S 200 671 = 1,1
2.8 D, 66 kW	01.85- 12.89		
2.4	01.85- 12.87	ST (66): Starrachse / Rigid Axle	↓ S 170 103 ▲= 1,5 ST (27): Einzelradaufhängung / Independent wheel suspension
2.4 (MJC32,MLJC32)	01.88- 02.90		↓ S 310 066 ▲= 1,1
3.0 (ULC 32)	03.86- 02.90		↓ S 200 671 = 1,1

MAXIMA (J30)		10.88 - 10.94	
3.0 i	10.88- 06.94	ST	↓ S 290 885 ▲= 0,8 ST
			↓ S 290 886 ▲= 0,8

MAXIMA QX (A32)		03.94 - 08.00	
2.0	02.95- 08.00	ST	↓ S 290 086 = 1,6 ST
2.5 V6 24V	02.95- 08.00		↓ S 290 087 = 1,6
3.0	01.95- 08.00	(103): für Fahrzeuge ohne elektr. Dämpferregulierung / For vehicles without electronic suspension control	↓ S 802 345 ⊕(x2)
			↓ S 310 032 = 0,8
			↓ S 802 344 ⊕(x2)

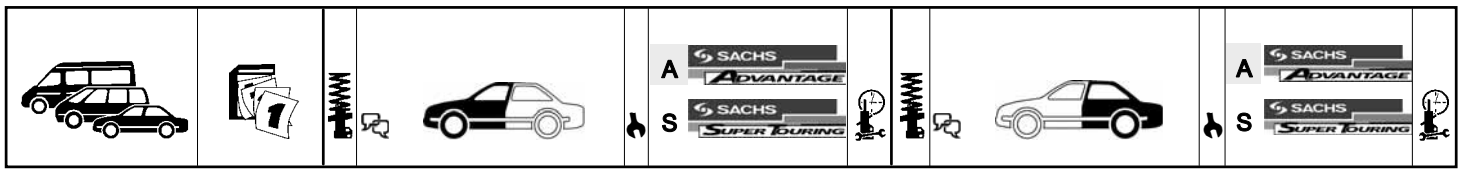
MAXIMA QX (A33)		04.99 -	
2.0 V6 24V	03.00-	ST	↓ S 312 180 = ST ->07.2000
2.5 V6 24V	03.00-		↓ S 312 181 =
3.0 V6 24V	03.00-		↓ S 802 358 ⊕(x2)

MICRA (K10)		12.82 - 11.92	
1.0, 37 kW	12.82- 12.89	ST	↓ S 170 432 1,6 ST
1.0, 40 kW	12.82- 05.89		↓ S 110 243 0,4
1.0, 43 kW	12.82- 05.91		
1.2, 40 kW	07.86- 07.92		
1.2, 44 kW	07.86- 07.92		

MICRA (K11)		01.92 - 02.03	
1.0 i 16V, 40 kW	08.92- 09.00	ST	↓ A 170 417 = 0,5 ST
1.0 i 16V, 44 kW	09.00- 02.03		↓ A 170 418 = 0,5
1.3 i 16V	08.92- 09.00		↓ S 170 415 = 0,5
1.4 i 16V	09.00- 02.03		↓ S 170 416 = 0,5
1.5 D	02.98- 02.03		

MICRA (K12)		01.03 -	
1.0 16V	01.03-	ST	↓ A 311 987 = ST
1.2 16V, 48 kW	01.03-		↓ A 311 988 =
1.2 16V, 59 kW	01.03-		↓ S 311 983 =
1.4 16V	01.03-		↓ S 311 984 =
1.5 dCi, 48 kW	01.03-		↓ S 802 368 =
1.5 dCi, 60 kW	09.03-		↓ S 802 369 =
			↓ S 900 125 =
160 SR	05.05-		↓ S 802 368 =
1.5 dCi, 50 kW	06.05-		↓ S 802 369 =
1.5 dCi, 63 kW	06.05-		

MICRA C+C (K12)		08.05 -	
1.4 16V	08.05-		↓ S 900 125 =
1.6 160 SR	08.05-		



# NISSAN

## NOTE (E11) 03.06 -

1.4	03.06-	ST		⚙️ S	312 815	⊖		ST		⊖	S	312 817	=	
1.6	03.06-			⚙️ S	312 816	⊖								
1.5 dCi, 50 kW	03.06-			⚙️ S	900 125									
1.5 dCi, 63 kW	03.06-													

## PATHFINDER (R50) 09.97 - 12.04

3.3 V6 4WD, 125 kW	09.97- 12.04	ST	->01.1999	⚙️ S	230 467	⊖		ST	->01.1999	⊖	S	230 471	⊖	
3.3 V6 4WD, 110 kW	03.98- 10.00			⚙️ S	230 468	⊖			02.1999->	⊖	S	310 688	⊖	
				⚙️ S	310 684	⊖								
				⚙️ S	310 685	⊖								

## PATROL Station Wagon/closed off-road vehicle/carrosserie fermée (W160) 11.79 - 08.88

2.8 (W160)	07.80- 08.88	ST	07.1982->	⚙️ A	106 823	⊖	0,3	ST	->06.1982	⊖	S	110 117		0,4
3.3 D (W160)	11.79- 08.88			⚙️ S	290 631	▲	0,3		07.1982->	⊖	S	290 647	▲	0,4
									(13): Baumuster / Model: 160,KR160, JR160, (13): Baumuster / Model: VRG160, J/K/T160R					
									07.1982->	⊖	S	290 645	▲	0,4
									(13): Baumuster / Model: KR/M160R, WG160G, (13): Baumuster / Model: KR160, JR160, VRG160					
										⊖	A	106 824	⊖	0,4
3.2 TD (W160)	07.83- 08.88	ST		⚙️ A	106 823	⊖	0,3	ST		⊖	A	106 824	⊖	0,4
				⚙️ S	290 631	▲	0,3		(13): Baumuster / Model: 160, KR160, JR160, (13): Baumuster / Model: VRG160, J/K/T160R	⊖	S	290 647	▲	0,4
									(13): Baumuster / Model: KR/M160R, WG160G, (13): Baumuster / Model: KR160, JR160, VRG160	⊖	S	290 645	▲	0,4

## PATROL Hardtop/closed off-road vehicle/carrosserie fermée (K160) 11.79 - 08.88

2.8 (K160), 88 kW	07.80- 08.88	ST	07.1982->	⚙️ A	106 823	⊖	0,3	ST	->06.1982	⊖	S	110 117		0,4
2.8 (K160), 89 kW	07.80- 08.88			⚙️ S	290 631	▲	0,3		07.1982->	⊖	S	290 647	▲	0,4
3.3 D (K160)	11.79- 08.88								(13): Baumuster / Model: 160, KR160, JR160, (13): Baumuster / Model: VRG160, J/K/T160R					
									07.1982->	⊖	S	290 645	▲	0,4
									(13): Baumuster / Model: KR/M160R, WG160G, (13): Baumuster / Model: KR160, JR160, VRG160					
										⊖	A	106 824	⊖	0,4
3.2 TD (K160)	07.83- 08.88	ST		⚙️ A	106 823	⊖	0,3	ST		⊖	A	106 824	⊖	0,4
				⚙️ S	290 631	▲	0,3		(13): Baumuster / Model: 160, KR160, JR160, (13): Baumuster / Model: VRG160, J/K/T160R	⊖	S	290 647	▲	0,4
									(13): Baumuster / Model: KR/M160R, WG160G, (13): Baumuster / Model: KR160, JR160, VRG160	⊖	S	290 645	▲	0,4

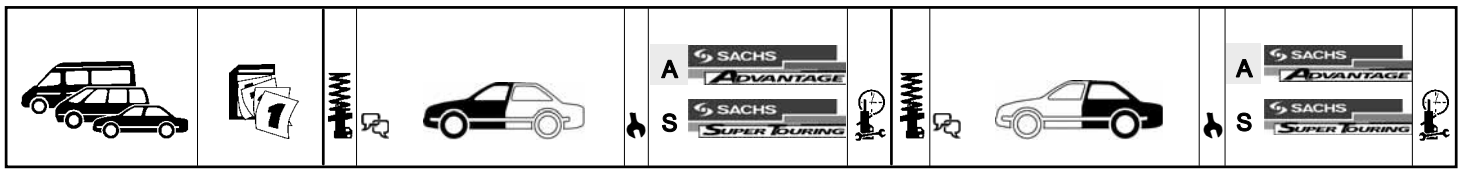
## PATROL GR I (Y60) 08.87 - 02.98

2.8 Safari	09.88- 06.97	ST		⚙️ S	290 166	⊖	0,3	ST		⊖	S	290 168	⊖	0,4
2.8 TD (Y60A)	09.88- 06.97		(13): Baumuster / Model: FGY60	⊖	S	310 044	▲	0,3						
2.8 TD Safari	09.88- 06.97													
4.2 KAT	11.88- 06.97	ST	(13): Baumuster / Model: FGY60	⊖	S	310 044	▲	0,3						
4.2 D (Y60GR)	11.88- 06.97													

## PATROL GR II (Y61) 06.97 -

2.8 TD	06.97- 05.00	ST		⚙️ S	230 473	⊖		ST		⊖	S	230 475	⊖	
--------	--------------	----	--	------	---------	---	--	----	--	---	---	---------	---	--





# NISSAN

## PATROL Station Wagon/closed off-road vehicle/carrosserie fermée (W260) 08.88 - 11.95

2.8 TD	06.89- 11.95	ST	->02.1995	⊥	S	200 793	☐	0,3	ST	->02.1995	⊖	S	200 795	☐	0,4
2.8 D 4x4	03.89- 03.96		(49): Länderausführung: Spanien / Country Version: Spain							(49): Länderausführung: Spanien / Country Version: Spain					
3.0 4x4	03.89- 10.93														

## PICK UP (520, 521, 620) 01.65 - 12.78

all	01.65- 12.78	ST		⊥	S	290 422			ST		⊖	S	290 098	▲	
-----	--------------	----	--	---	---	---------	--	--	----	--	---	---	---------	---	--

## PICK UP (720) 01.82 - 03.86

1.6 (KPL 720)	10.83- 05.84	ST		⊥	S	290 883	▲		ST		⊖	S	290 098	▲	
1.8	10.79- 12.82				S	110 804	☐●								
2.2 D (SLG 720)	10.79- 12.82														
2.2 D, 51 kW	10.79- 12.82														
2.2 D, 47 kW	01.82- 01.84														
1.8	01.83- 03.86	ST	->08.1985	⊥	S	290 883	▲		ST	->08.1985	⊖	S	290 098	▲	
2.3 D	04.83- 03.86				S	110 804	☐●								
2.2 4WD	04.83- 03.86	ST	->07.1985	⊥	S	110 804	☐●		ST	->07.1985	⊖	S	101 301		
2.5 D 4WD	04.83- 03.86														

## PICK UP (D21) 09.85 - 02.98

2.0	09.91- 02.98	ST		⊥	S	290 615		0,7	ST		⊖	S	110 805	☐	0,6
2.0, 64 kW	09.85- 07.88														
2.0, 66 kW	09.88- 08.91														
2.4 i 12V	04.92- 02.98														
2.3 D	09.88- 02.98														
2.3 D, 51 kW	09.85- 08.88														
2.5 D, 55 kW	09.87- 02.98														
2.5 D, 59 kW	09.94- 08.96														
2.5 D, 61 kW	03.96- 02.98														
2.4 i 4WD	03.86- 04.92	ST		⊥	S	110 804	☐	0,7	ST		⊖	S	110 805	☐	0,6
2.4 i 12V 4WD	04.92- 02.98				S	310 702	▲								
3.0 i V6 4WD	09.90- 02.98														
2.5 D 4WD, 55 kW	03.86- 08.91														
2.5 D 4WD, 59 kW	08.87- 02.98														
2.5 D 4WD, 61 kW	03.96- 02.98														
2.7 D 4WD, 73 kW	08.87- 02.98														
2.5 D 4WD, 53 kW	09.85- 08.88	ST		⊥	S	110 804	☐	0,7	ST		⊖	S	110 805	☐	0,6
2.7 D 4WD, 58 kW	09.87- 08.91														

## PICK UP (D22) 01.97 -

2.4 i	02.98-	ST		⊥	S	290 615			ST		⊖	S	110 805	☐	0,6
2.5 D	02.98-														
2.4 i 4WD, 88 kW	02.98-	ST		⊥	S	230 465	☐	0,7	ST		⊖	S	110 805	☐	0,6
2.4 i 4WD, 98 kW	03.02-														
2.5 D 4WD	02.98-														
2.5 TD 4WD	05.98-														
2.5 Di 4WD	03.02-														
3.2 D 4WD	12.98-														

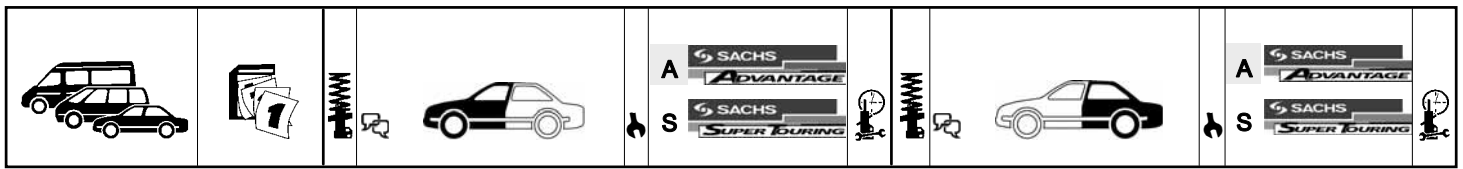
## PRAIRIE (M10, NM10) 01.83 - 10.88

1.5	01.83- 12.83	ST		⊥	S	110 241	▲⊕	1,5	ST		⊖	S	110 345		
1.5 S (M10)	01.84- 12.87				S	110 242	▲⊕	1,5							
1.5	01.88- 08.88			⊕		802 125	⊕(x2)								
1.8	01.83- 06.83			⊕		900 023									
1.8	11.87- 08.88														
1.8 SGL (M10), 65 kW	07.83- 12.85														
1.8 SGL (M10), 66 kW	05.85- 10.87														
2.0 4x4 (NM10)	06.86- 09.88			⊕		802 125	⊕(x2)								

## PRAIRIE PRO (M11) 10.88 - 07.94

2.0 i	10.88- 04.92	ST		⊥	S	230 158	☐⊕	1,6	ST		⊥	S	230 009	=	0,7
2.4 i	04.92- 07.94				S	230 159	☐⊕	1,6							
2.0 i 4x4	10.88- 12.92	ST	->03.1992	⊥	S	230 158	☐⊕	1,6							
					S	230 159	☐⊕	1,6							





# NISSAN

## PRIMERA (P11) 06.96 - 12.01

2.0 16V, 85 kW	09.96- 12.01	ST	⊖	S	290 561 =	0,9	ST	(85): für / for: SRI, GTI	⊖	S	230 463 =	0,8
2.0 16V, 96 kW	09.96- 12.01		⊕		802 344 ⊕(x2)			(130): nicht für / Not for: SRI, GTI	⊖	S	312 083 =	0,8
2.0 16V, 103 kW	08.99- 12.01		⊖		900 055							
2.0 16V, 110 kW	09.96- 12.01		⊖									

## PRIMERA Hatchback/avec hayon (P11) 06.96 - 07.02

1.6 16V, 66 kW	09.96- 07.02	ST	⊖	S	290 561 =	0,9	ST		⊖	S	312 083 =	0,6
1.6 16V, 73 kW	09.96- 07.02		⊕		802 344 ⊕(x2)							
1.6 16V, 78 kW	09.00- 07.02		⊖		900 055							
1.8 16V	08.99- 07.02											
2.0 TD	09.96- 07.02											
2.0 16V, 85 kW	09.96- 07.02	ST	⊖	S	290 561 =	0,9	ST	(85): für / for: SRI, GTI	⊖	S	230 463 =	0,8
2.0 16V, 96 kW	09.96- 07.02		⊕		802 344 ⊕(x2)			(130): nicht für / Not for: SRI, GTI	⊖	S	312 083 =	0,8
2.0 16V, 103 kW	08.99- 07.02		⊖		900 055							
2.0 16V, 110 kW	09.96- 07.02		⊖									

## PRIMERA Traveller/Estate/Break (WP11) 04.98 - 12.01

1.6 16V, 66 kW	04.98- 12.01	ST	⊖	S	290 561 =		ST		⊖	S	230 463 =	
1.6 16V, 73 kW	04.98- 12.01		⊖		900 055							
1.8 16V	08.99- 12.01											
2.0 16V, 85 kW	04.98- 12.01											
2.0 16V, 96 kW	04.98- 12.01											
2.0 16V, 103 kW	08.99- 12.01											
2.0 TD	04.98- 12.01											

## PRIMERA (P12) 01.02 -

1.6, 78 kW	03.02-	ST	⊖	S	313 605 =		ST		⊖	S	312 200 =	
1.8	03.02-		⊖		313 606 =				⊕		802 256 ⊕(x2)	
2.0	03.02-		⊕		802 358 ⊕(x2)				⊖		900 159	
2.2 Di	03.02-		⊖		900 173							
1.9 dCi, 88 kW	04.03-											
2.2 dCi	04.03-											
1.6, 80 kW	01.02-		⊕		802 358 ⊕(x2)				⊕		802 256 ⊕(x2)	
2.5	01.02-		⊖		900 173							
1.9 dCi, 85 kW	08.02-											

## PRIMERA Traveller/Estate/Break (WP12) 02.03 -

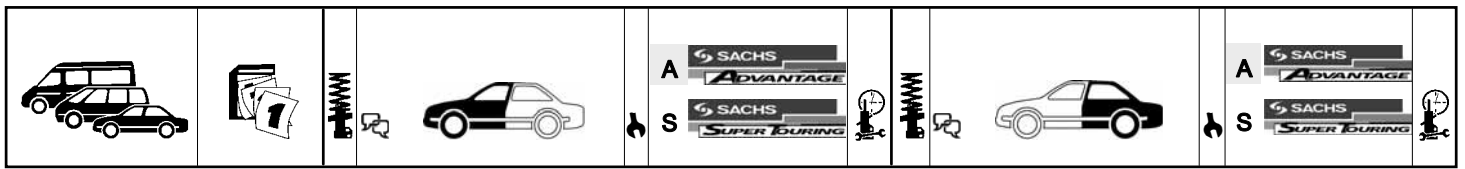
1.8	03.02-	ST	⊖	S	313 605 =		ST		⊖	S	312 200 =	
			⊖		313 606 =				⊕		802 256 ⊕(x2)	
			⊕		802 358 ⊕(x2)				⊖		900 159	
			⊖		900 173							
1.6 Visia	01.02-		⊕		802 358 ⊕(x2)				⊕		802 256 ⊕(x2)	
1.9 dCi, 85 kW	08.02-		⊖		900 173							
2.0	03.02-		⊕		802 358 ⊕(x2)		ST		⊖	S	312 200 =	
1.9 dCi, 88 kW	04.03-		⊖		900 173				⊕		802 256 ⊕(x2)	
2.2 Di	03.02-								⊖		900 159	
2.2 dCi	04.03-											
2.5	01.02-		⊖		900 173							

## PRIMERA Hatchback/avec hayon (P12) 07.02 -

1.6, 78 kW	07.02-	ST	⊖	S	313 605 =		ST		⊖	S	312 200 =	
1.8	07.02-		⊖		313 606 =				⊕		802 256 ⊕(x2)	
2.0	07.02-		⊕		802 358 ⊕(x2)				⊖		900 159	
1.9 dCi, 88 kW	04.03-		⊖		900 173							
2.2 Di	07.02-											
2.2 dCi	04.03-											
1.6, 80 kW	07.02-		⊕		802 358 ⊕(x2)				⊕		802 256 ⊕(x2)	
2.5	01.02-		⊖		900 173							
1.9 dCi, 85 kW	08.02-											

## SERENA (C23M) 07.92 -

1.6 16V	02.93-	ST	⊖	S	230 168 ⊕	1,9	ST	->05.1996	⊖	S	290 421	0,4
			⊖		230 169 ⊕	1,9		(66): Starrachse / Rigid Axle				



# NISSAN

## SERENA (C23M) 07.92 -

2.0 16V	11.92-	ST		<table border="1"> <tr> <td>↓</td> <td>S</td> <td>230 168</td> <td>⊕</td> <td>1,9</td> </tr> <tr> <td></td> <td>S</td> <td>230 169</td> <td>⊕</td> <td>1,9</td> </tr> </table>	↓	S	230 168	⊕	1,9		S	230 169	⊕	1,9	ST	<b>-&gt;05.1996</b> (54): Multi-link Achse / Multilink Axle (85): für / for: SLX, SGX <b>06.1996-&gt;</b> (54): Multi-link Achse / Multilink Axle (85): für / for: SE	<table border="1"> <tr> <td>⊙</td> <td>S</td> <td>230 172</td> <td></td> <td>0,4</td> </tr> <tr> <td>⊙</td> <td>S</td> <td>230 477</td> <td></td> <td>0,4</td> </tr> </table>	⊙	S	230 172		0,4	⊙	S	230 477		0,4
↓	S	230 168	⊕	1,9																							
	S	230 169	⊕	1,9																							
⊙	S	230 172		0,4																							
⊙	S	230 477		0,4																							
2.0 D	11.92-	ST	<b>-&gt;10.1995</b>	<table border="1"> <tr> <td>↓</td> <td>S</td> <td>230 168</td> <td>⊕</td> <td>1,9</td> </tr> <tr> <td></td> <td>S</td> <td>230 169</td> <td>⊕</td> <td>1,9</td> </tr> </table>	↓	S	230 168	⊕	1,9		S	230 169	⊕	1,9	ST	<b>-&gt;10.1995</b> (54): Multi-link Achse / Multilink Axle (85): für / for: SGX <b>-&gt;10.1995</b> (130): nicht für / Not for: SGX (66): Starrachse / Rigid Axle	<table border="1"> <tr> <td>⊙</td> <td>S</td> <td>230 172</td> <td></td> <td>0,4</td> </tr> <tr> <td>⊙</td> <td>S</td> <td>290 421</td> <td></td> <td>0,4</td> </tr> </table>	⊙	S	230 172		0,4	⊙	S	290 421		0,4
↓	S	230 168	⊕	1,9																							
	S	230 169	⊕	1,9																							
⊙	S	230 172		0,4																							
⊙	S	290 421		0,4																							
2.3 D	01.95-	ST		<table border="1"> <tr> <td>↓</td> <td>S</td> <td>230 168</td> <td>⊕</td> <td>1,9</td> </tr> <tr> <td></td> <td>S</td> <td>230 169</td> <td>⊕</td> <td>1,9</td> </tr> </table>	↓	S	230 168	⊕	1,9		S	230 169	⊕	1,9	ST	<b>-&gt;05.1996</b> (54): Multi-link Achse / Multilink Axle (85): für / for: SGX (130): nicht für / Not for: SGX (66): Starrachse / Rigid Axle	<table border="1"> <tr> <td>⊙</td> <td>S</td> <td>230 172</td> <td></td> <td>0,4</td> </tr> <tr> <td>⊙</td> <td>S</td> <td>290 421</td> <td></td> <td>0,4</td> </tr> </table>	⊙	S	230 172		0,4	⊙	S	290 421		0,4
↓	S	230 168	⊕	1,9																							
	S	230 169	⊕	1,9																							
⊙	S	230 172		0,4																							
⊙	S	290 421		0,4																							

## SKYLINE 08.68 - 08.81

1.5 (C,PC 10)	08.68- 08.72	ST		<table border="1"> <tr> <td>↓</td> <td>S</td> <td>310 012</td> <td>▲</td> <td></td> </tr> </table>	↓	S	310 012	▲								
↓	S	310 012	▲													
1.5 (KC,KPC 10)	08.68- 08.72															
1.8 (C,PC 10)	08.68- 08.72															
1.8 (KC,KPC 10)	08.68- 08.72															
2.4 KGT (HLGC 110)	09.72- 08.77															
2.4 KGT (KHLGC 110)	09.72- 08.77															
2.4 KGT (KMLGC 210)	09.77- 08.81	ST		<table border="1"> <tr> <td>↓</td> <td>S</td> <td>310 012</td> <td>▲</td> <td></td> </tr> </table>	↓	S	310 012	▲		ST	<table border="1"> <tr> <td>⊙</td> <td>S</td> <td>101 908</td> <td>▲</td> <td></td> </tr> </table>	⊙	S	101 908	▲	
↓	S	310 012	▲													
⊙	S	101 908	▲													
2.4 KGT (MLGC 210)	09.77- 08.81															

## STANZA (T11) 08.81 - 12.85

1.6	01.86- 12.87	ST			<table border="1"> <tr> <td>↓</td> <td>S</td> <td>110 151</td> <td>▲</td> <td>1,0</td> </tr> </table>	↓	S	110 151	▲	1,0	
↓	S	110 151	▲	1,0							
1.6	08.81- 12.85										
1.8	09.81- 12.87										
1.8 SGL	03.83- 12.85										
1.7 D	01.84- 12.87										

## STANZA Hatchback/avec hayon (T11) 08.81 - 12.85

1.6	08.81- 12.85	ST			<table border="1"> <tr> <td>↓</td> <td>S</td> <td>110 151</td> <td>▲</td> <td>1,0</td> </tr> </table>	↓	S	110 151	▲	1,0	
↓	S	110 151	▲	1,0							
1.6	01.86- 12.87										
1.8, 65 kW	08.81- 12.85										
1.8, 66 kW	08.81- 12.85										
1.8, 66 kW	01.86- 12.87										
1.7 D	01.84- 12.87										

## SUNNY Station Wagon/Estate/Break (120Y) 01.70 - 10.77

1.2 (VB 110)	01.70- 05.73	ST		<table border="1"> <tr> <td>↓</td> <td>S</td> <td>100 224</td> <td>☺</td> <td></td> </tr> </table>	↓	S	100 224	☺		ST	<table border="1"> <tr> <td>⊙</td> <td>S</td> <td>290 595</td> <td>☺</td> <td></td> </tr> </table>	⊙	S	290 595	☺	
↓	S	100 224	☺													
⊙	S	290 595	☺													
120 Y (VLB 210)	05.73- 10.77	ST		<table border="1"> <tr> <td>↓</td> <td>S</td> <td>100 224</td> <td></td> <td></td> </tr> </table>	↓	S	100 224			ST	<table border="1"> <tr> <td>⊙</td> <td>S</td> <td>290 595</td> <td></td> <td></td> </tr> </table>	⊙	S	290 595		
↓	S	100 224														
⊙	S	290 595														

## SUNNY EXCELLENT 01.71 - 12.76

1.4 (KPB 110)	07.71- 05.73	ST		<table border="1"> <tr> <td>↓</td> <td>S</td> <td>310 012</td> <td>▲</td> <td></td> </tr> </table>	↓	S	310 012	▲		
↓	S	310 012	▲							
1.4 (PB 110)	07.71- 05.73									
1.4 (KPB 210)	05.73- 12.76	ST		<table border="1"> <tr> <td>↓</td> <td>S</td> <td>100 302</td> <td>▲</td> <td></td> </tr> </table>	↓	S	100 302	▲		
↓	S	100 302	▲							
1.4 (KPB 211)	05.73- 12.76									
1.4 (PB 210)	05.73- 02.76									

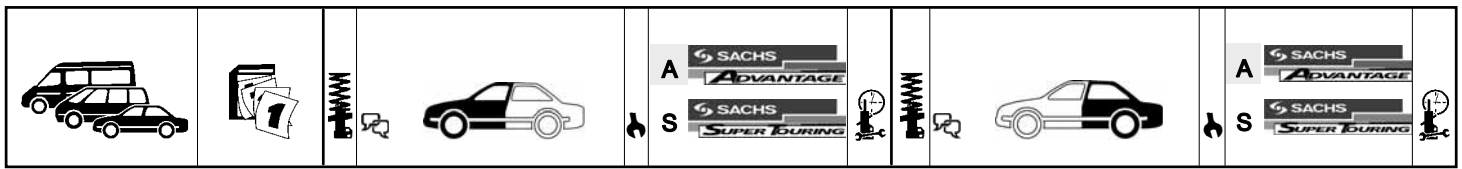
## SUNNY Pickup 01.70 - 05.73

1.2 (B 120)	01.70- 05.73	ST		<table border="1"> <tr> <td>↓</td> <td>S</td> <td>100 224</td> <td></td> <td></td> </tr> </table>	↓	S	100 224			ST	<table border="1"> <tr> <td>⊙</td> <td>S</td> <td>290 595</td> <td></td> <td></td> </tr> </table>	⊙	S	290 595		
↓	S	100 224														
⊙	S	290 595														

## SUNNY (140Y, 150Y) 01.70 - 02.82

1.2 (B 110)	01.70- 05.73	ST		<table border="1"> <tr> <td>↓</td> <td>S</td> <td>100 224</td> <td></td> <td></td> </tr> </table>	↓	S	100 224										
↓	S	100 224															
1.2 (VB 110)	01.70- 05.73																
1.4 (HBL310), 48 kW	01.70- 02.82	ST	<b>10.1977 - 08.1980</b>	<table border="1"> <tr> <td>↓</td> <td>S</td> <td>100 302</td> <td>▲</td> <td>1,2</td> </tr> </table>	↓	S	100 302	▲	1,2	ST	<b>10.1977-&gt;</b>	<table border="1"> <tr> <td>⊙</td> <td>S</td> <td>110 318</td> <td></td> <td>0,3</td> </tr> </table>	⊙	S	110 318		0,3
↓	S	100 302	▲	1,2													
⊙	S	110 318		0,3													
1.4 (HBL310), 49 kW	06.79- 02.82	ST		<table border="1"> <tr> <td>↓</td> <td>S</td> <td>100 302</td> <td>▲</td> <td>1,2</td> </tr> </table>	↓	S	100 302	▲	1,2	ST		<table border="1"> <tr> <td>⊙</td> <td>S</td> <td>110 318</td> <td></td> <td>0,3</td> </tr> </table>	⊙	S	110 318		0,3
↓	S	100 302	▲	1,2													
⊙	S	110 318		0,3													





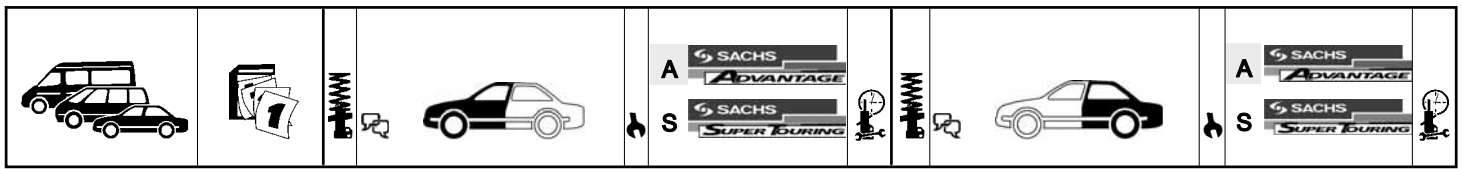
# NISSAN

SUNNY II (N13)		06.86 - 10.90				
1.3	07.86- 10.91	ST		⚙️ A 110 792 ▲=⊕ 1,6	ST	⚙️ S 110 794 ⊕ 1,4
1.4 LX	10.88- 08.91			A 110 793 ▲=⊕ 1,6		S 110 795 ⊕ 1,4
1.6 i 12V	10.88- 06.91			S 290 649 ⊕ 1,6		S 290 511 ▲= 1,4
1.8 GTI	10.88- 10.91			S 290 650 ⊕ 1,6		⊕
			01.1986->	⊕ 802 125 ⊕(x2)		S 290 512 =⊕ 1,4
				⚙️ 900 027		S 290 653 ⊕ 1,4
						⊕ 802 123 ⊕(x2)
						⚙️ 900 054
1.6 i 4x4 (A)	06.86- 10.90	ST	->09.1988	⚙️ S 110 798 ▲=⊕ 1,4	ST	⚙️ S 110 800 ▲= 1,7
1.6 4x4	07.86- 10.88			S 110 799 ▲=⊕ 1,4		⊕
			01.1986->	⊕ 802 125 ⊕(x2)		S 110 801 ▲= 1,7
						⊕
						⊕ 802 123 ⊕(x2)

SUNNY II Traveller/Estate/Break (B12)		01.86 - 08.90				
1.5	06.86- 10.88	ST		⚙️ A 110 792 ▲=⊕ 1,6	ST	⚙️ S 110 794 ⊕ 1,4
1.6 i	08.86- 05.89			A 110 793 ▲=⊕ 1,6		S 110 795 ⊕ 1,4
1.6	06.86- 10.88			S 290 649 ⊕ 1,6		S 290 511 ▲= 1,4
1.6 i 12V	10.88- 06.91			S 290 650 ⊕ 1,6		⊕
1.7 D	01.86- 06.91			⊕ 802 125 ⊕(x2)		S 290 512 =⊕ 1,4
				⚙️ 900 027		S 290 653 ⊕ 1,4
						⊕ 802 123 ⊕(x2)
1.6 i 4x4 (A)	06.86- 05.89	ST	09.1986 - 09.1988	⚙️ S 110 798 ▲=⊕ 1,4	ST	⚙️ S 110 800 ▲= 1,7
				S 110 799 ▲=⊕ 1,4		⊕
				⊕ 802 125 ⊕(x2)		S 110 801 ▲= 1,7
				⚙️ 900 027		⊕
						⊕ 802 123 ⊕(x2)
1.6 4x4	08.86- 09.88			⊕ 802 125 ⊕(x2)		⊕ 802 123 ⊕(x2)
1.6 4x4	10.88- 05.90					
1.6 i 12V 4x4	10.88- 08.90			⊕ 802 125 ⊕(x2)		⊕ 802 123 ⊕(x2)
				⚙️ 900 027		

SUNNY II Coupe (B12)		06.86 - 06.91				
1.5	06.86- 10.88	ST		⚙️ A 110 792 ▲=⊕ 1,6	ST	⚙️ S 110 794 ⊕
1.6 i	06.86- 05.89			A 110 793 ▲=⊕ 1,6		S 110 795 ⊕
1.6	06.86- 10.88			S 290 649 ⊕ 1,6		S 290 511 ▲=
1.6 i 12V	10.88- 06.91			S 290 650 ⊕ 1,6		⊕
1.6 GTI 16V	05.87- 05.89			⊕ 802 125 ⊕(x2)		S 290 512 =⊕
1.8 GTI 16V	01.89- 06.91			⚙️ 900 027		S 290 653 ⊕
						⊕ 802 123 ⊕(x2)
						⚙️ 900 054

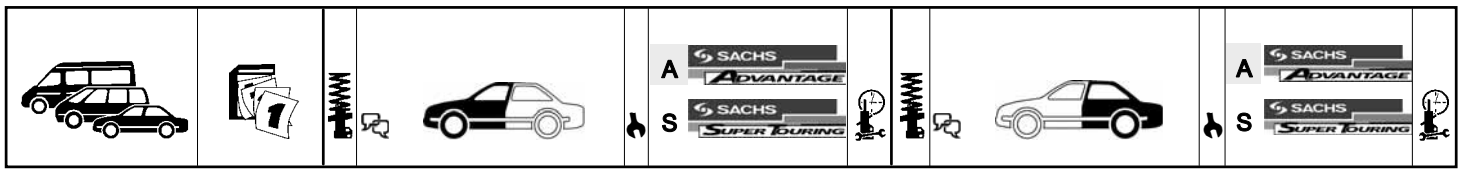
SUNNY II Hatchback/avec hayon (N13)		06.86 - 10.90				
1.0	07.86- 09.90	ST		⚙️ A 110 792 ▲=⊕ 1,4	ST	⚙️ S 110 794 ⊕ 1,7
1.3	06.86- 10.88			A 110 793 ▲=⊕ 1,4		S 110 795 ⊕ 1,7
1.5	06.86- 10.88			S 290 649 ⊕ 1,4		S 290 511 ▲= 1,7
1.6 i	06.86- 10.90			S 290 650 ⊕ 1,4		⊕
1.6	06.86- 10.88			⊕ 802 125 ⊕(x2)		S 290 512 =⊕ 1,7
1.6 i 12V	06.86- 10.90			⚙️ 900 027		S 290 653 ⊕ 1,7
1.6 GTI 16V	06.87- 05.89					⊕ 802 123 ⊕(x2)
						⚙️ 900 054
1.4 LX	01.89- 08.91	ST		⚙️ A 110 792 ▲=⊕ 1,4	ST	⚙️ S 110 794 ⊕ 1,7
1.8 GTI 16V	01.89- 06.91			A 110 793 ▲=⊕ 1,4		S 110 795 ⊕ 1,7
1.7 D	06.86- 01.91			S 290 649 ⊕ 1,4		S 290 511 ▲= 1,7
				S 290 650 ⊕ 1,4		⊕
				⊕ 802 125 ⊕(x2)		S 290 512 =⊕ 1,7
				⚙️ 900 027		S 290 653 ⊕ 1,7
						⊕ 802 123 ⊕(x2)
						⚙️ 900 054
1.6 4x4	07.86- 10.88	ST		⚙️ S 110 798 ▲=⊕	ST	⚙️ S 110 800 ▲=
				S 110 799 ▲=⊕		⊕
						S 110 801 ▲=
						⊕



# NISSAN

SUNNY III (N14)		05.90 - 12.95																																																																																				
1.4 i 1.4 i 16V 2.0 D	10.90- 05.95 10.90- 06.95 10.90- 05.95	ST	<table border="1"> <tr> <td>↓ S</td> <td>280 906</td> <td>≡☉</td> <td>1,0</td> </tr> <tr> <td>S</td> <td>280 907</td> <td>≡☉</td> <td>1,0</td> </tr> <tr> <td>☉</td> <td>01.1991-&gt;</td> <td>☉(x2)</td> <td></td> </tr> <tr> <td>⌚</td> <td>900 027</td> <td></td> <td></td> </tr> </table>	↓ S	280 906	≡☉	1,0	S	280 907	≡☉	1,0	☉	01.1991->	☉(x2)		⌚	900 027			<table border="1"> <tr> <td>ST</td> <td>(89): für Fahrzeuge mit ABS / For vehicles with ABS</td> <td>↓ A</td> <td>170 244</td> <td>≡☉</td> <td>1,9</td> </tr> <tr> <td></td> <td></td> <td>A</td> <td>170 245</td> <td>≡☉</td> <td>1,9</td> </tr> <tr> <td></td> <td></td> <td>S</td> <td>170 252</td> <td>☉</td> <td>1,9</td> </tr> <tr> <td></td> <td></td> <td>S</td> <td>170 253</td> <td>☉</td> <td>1,9</td> </tr> <tr> <td></td> <td>(94): für Fahrzeuge ohne ABS / for vehicles without ABS</td> <td>↓ S</td> <td>280 910</td> <td>≡☉</td> <td>1,9</td> </tr> <tr> <td></td> <td></td> <td>S</td> <td>280 911</td> <td>≡☉</td> <td>1,9</td> </tr> <tr> <td></td> <td>01.1991-&gt;</td> <td>☉</td> <td>802 120</td> <td>☉(x2)</td> <td></td> </tr> <tr> <td></td> <td>(94): für Fahrzeuge ohne ABS / for vehicles without ABS</td> <td>⌚</td> <td>900 044</td> <td></td> <td></td> </tr> </table>	ST	(89): für Fahrzeuge mit ABS / For vehicles with ABS	↓ A	170 244	≡☉	1,9			A	170 245	≡☉	1,9			S	170 252	☉	1,9			S	170 253	☉	1,9		(94): für Fahrzeuge ohne ABS / for vehicles without ABS	↓ S	280 910	≡☉	1,9			S	280 911	≡☉	1,9		01.1991->	☉	802 120	☉(x2)			(94): für Fahrzeuge ohne ABS / for vehicles without ABS	⌚	900 044																				
↓ S	280 906	≡☉	1,0																																																																																			
S	280 907	≡☉	1,0																																																																																			
☉	01.1991->	☉(x2)																																																																																				
⌚	900 027																																																																																					
ST	(89): für Fahrzeuge mit ABS / For vehicles with ABS	↓ A	170 244	≡☉	1,9																																																																																	
		A	170 245	≡☉	1,9																																																																																	
		S	170 252	☉	1,9																																																																																	
		S	170 253	☉	1,9																																																																																	
	(94): für Fahrzeuge ohne ABS / for vehicles without ABS	↓ S	280 910	≡☉	1,9																																																																																	
		S	280 911	≡☉	1,9																																																																																	
	01.1991->	☉	802 120	☉(x2)																																																																																		
	(94): für Fahrzeuge ohne ABS / for vehicles without ABS	⌚	900 044																																																																																			
1.4 1.6 4x4 1.6 SR 4x4	10.90- 06.95 10.92- 06.95 01.92- 06.95	01.1991->	☉	802 122	☉(x2)																																																																																	
1.6 i 1.6 i 16V	10.90- 05.95 10.92- 05.95	ST	<table border="1"> <tr> <td>↓ S</td> <td>280 906</td> <td>≡☉</td> <td>1,0</td> </tr> <tr> <td>S</td> <td>280 907</td> <td>≡☉</td> <td>1,0</td> </tr> <tr> <td>☉</td> <td>01.1991-&gt;</td> <td>☉(x2)</td> <td></td> </tr> <tr> <td>⌚</td> <td>900 027</td> <td></td> <td></td> </tr> </table>	↓ S	280 906	≡☉	1,0	S	280 907	≡☉	1,0	☉	01.1991->	☉(x2)		⌚	900 027			<table border="1"> <tr> <td>ST</td> <td>-&gt;10.1993</td> <td>↓ A</td> <td>170 241</td> <td>≡☉</td> <td>1,9</td> </tr> <tr> <td></td> <td>(94): für Fahrzeuge ohne ABS / for vehicles without ABS</td> <td>S</td> <td>170 248</td> <td>☉</td> <td>1,9</td> </tr> <tr> <td></td> <td></td> <td>S</td> <td>170 249</td> <td>☉</td> <td>1,9</td> </tr> <tr> <td></td> <td>11.1993-&gt;</td> <td>↓ S</td> <td>280 910</td> <td>≡☉</td> <td>1,9</td> </tr> <tr> <td></td> <td>(94): für Fahrzeuge ohne ABS / for vehicles without ABS</td> <td>S</td> <td>280 911</td> <td>≡☉</td> <td>1,9</td> </tr> <tr> <td></td> <td>(89): für Fahrzeuge mit ABS / For vehicles with ABS</td> <td>↓ A</td> <td>170 244</td> <td>≡☉</td> <td>1,9</td> </tr> <tr> <td></td> <td></td> <td>A</td> <td>170 245</td> <td>≡☉</td> <td>1,9</td> </tr> <tr> <td></td> <td></td> <td>S</td> <td>170 252</td> <td>☉</td> <td>1,9</td> </tr> <tr> <td></td> <td></td> <td>S</td> <td>170 253</td> <td>☉</td> <td>1,9</td> </tr> <tr> <td></td> <td>01.1991-&gt;</td> <td>☉</td> <td>802 120</td> <td>☉(x2)</td> <td></td> </tr> <tr> <td></td> <td>(94): für Fahrzeuge ohne ABS / for vehicles without ABS</td> <td>⌚</td> <td>900 044</td> <td></td> <td></td> </tr> </table>	ST	->10.1993	↓ A	170 241	≡☉	1,9		(94): für Fahrzeuge ohne ABS / for vehicles without ABS	S	170 248	☉	1,9			S	170 249	☉	1,9		11.1993->	↓ S	280 910	≡☉	1,9		(94): für Fahrzeuge ohne ABS / for vehicles without ABS	S	280 911	≡☉	1,9		(89): für Fahrzeuge mit ABS / For vehicles with ABS	↓ A	170 244	≡☉	1,9			A	170 245	≡☉	1,9			S	170 252	☉	1,9			S	170 253	☉	1,9		01.1991->	☉	802 120	☉(x2)			(94): für Fahrzeuge ohne ABS / for vehicles without ABS	⌚	900 044		
↓ S	280 906	≡☉	1,0																																																																																			
S	280 907	≡☉	1,0																																																																																			
☉	01.1991->	☉(x2)																																																																																				
⌚	900 027																																																																																					
ST	->10.1993	↓ A	170 241	≡☉	1,9																																																																																	
	(94): für Fahrzeuge ohne ABS / for vehicles without ABS	S	170 248	☉	1,9																																																																																	
		S	170 249	☉	1,9																																																																																	
	11.1993->	↓ S	280 910	≡☉	1,9																																																																																	
	(94): für Fahrzeuge ohne ABS / for vehicles without ABS	S	280 911	≡☉	1,9																																																																																	
	(89): für Fahrzeuge mit ABS / For vehicles with ABS	↓ A	170 244	≡☉	1,9																																																																																	
		A	170 245	≡☉	1,9																																																																																	
		S	170 252	☉	1,9																																																																																	
		S	170 253	☉	1,9																																																																																	
	01.1991->	☉	802 120	☉(x2)																																																																																		
	(94): für Fahrzeuge ohne ABS / for vehicles without ABS	⌚	900 044																																																																																			
1.6 i 16V 4WD	10.90- 05.95	ST	<table border="1"> <tr> <td>↓ S</td> <td>170 234</td> <td>▲=☉</td> <td></td> </tr> <tr> <td>S</td> <td>170 235</td> <td>▲=☉</td> <td></td> </tr> <tr> <td>☉</td> <td>01.1991-&gt;</td> <td>☉(x2)</td> <td></td> </tr> </table>	↓ S	170 234	▲=☉		S	170 235	▲=☉		☉	01.1991->	☉(x2)		<table border="1"> <tr> <td>ST</td> <td></td> <td>↓ S</td> <td>170 242</td> <td>▲=☉</td> <td></td> </tr> <tr> <td></td> <td></td> <td>S</td> <td>170 243</td> <td>▲=☉</td> <td></td> </tr> <tr> <td></td> <td>01.1991-&gt;</td> <td>☉</td> <td>802 120</td> <td>☉(x2)</td> <td></td> </tr> </table>	ST		↓ S	170 242	▲=☉				S	170 243	▲=☉			01.1991->	☉	802 120	☉(x2)																																																					
↓ S	170 234	▲=☉																																																																																				
S	170 235	▲=☉																																																																																				
☉	01.1991->	☉(x2)																																																																																				
ST		↓ S	170 242	▲=☉																																																																																		
		S	170 243	▲=☉																																																																																		
	01.1991->	☉	802 120	☉(x2)																																																																																		

SUNNY III Liftback (N14)		10.90 - 10.95																																																																																				
1.4 i 2.0 D	10.90- 05.95 10.90- 05.95	ST	<table border="1"> <tr> <td>↓ S</td> <td>280 906</td> <td>≡☉</td> <td>1,0</td> </tr> <tr> <td>S</td> <td>280 907</td> <td>≡☉</td> <td>1,0</td> </tr> <tr> <td>☉</td> <td>01.1991-&gt;</td> <td>☉(x2)</td> <td></td> </tr> <tr> <td>⌚</td> <td>900 027</td> <td></td> <td></td> </tr> </table>	↓ S	280 906	≡☉	1,0	S	280 907	≡☉	1,0	☉	01.1991->	☉(x2)		⌚	900 027			<table border="1"> <tr> <td>ST</td> <td>(89): für Fahrzeuge mit ABS / For vehicles with ABS</td> <td>↓ A</td> <td>170 244</td> <td>≡☉</td> <td>1,5</td> </tr> <tr> <td></td> <td></td> <td>A</td> <td>170 245</td> <td>≡☉</td> <td>1,5</td> </tr> <tr> <td></td> <td></td> <td>S</td> <td>170 252</td> <td>☉</td> <td>1,5</td> </tr> <tr> <td></td> <td></td> <td>S</td> <td>170 253</td> <td>☉</td> <td>1,5</td> </tr> <tr> <td></td> <td>(94): für Fahrzeuge ohne ABS / for vehicles without ABS</td> <td>↓ S</td> <td>280 910</td> <td>≡☉</td> <td>1,5</td> </tr> <tr> <td></td> <td></td> <td>S</td> <td>280 911</td> <td>≡☉</td> <td>1,5</td> </tr> <tr> <td></td> <td>01.1991-&gt;</td> <td>☉</td> <td>802 120</td> <td>☉(x2)</td> <td></td> </tr> <tr> <td></td> <td>(94): für Fahrzeuge ohne ABS / for vehicles without ABS</td> <td>⌚</td> <td>900 044</td> <td></td> <td></td> </tr> </table>	ST	(89): für Fahrzeuge mit ABS / For vehicles with ABS	↓ A	170 244	≡☉	1,5			A	170 245	≡☉	1,5			S	170 252	☉	1,5			S	170 253	☉	1,5		(94): für Fahrzeuge ohne ABS / for vehicles without ABS	↓ S	280 910	≡☉	1,5			S	280 911	≡☉	1,5		01.1991->	☉	802 120	☉(x2)			(94): für Fahrzeuge ohne ABS / for vehicles without ABS	⌚	900 044																				
↓ S	280 906	≡☉	1,0																																																																																			
S	280 907	≡☉	1,0																																																																																			
☉	01.1991->	☉(x2)																																																																																				
⌚	900 027																																																																																					
ST	(89): für Fahrzeuge mit ABS / For vehicles with ABS	↓ A	170 244	≡☉	1,5																																																																																	
		A	170 245	≡☉	1,5																																																																																	
		S	170 252	☉	1,5																																																																																	
		S	170 253	☉	1,5																																																																																	
	(94): für Fahrzeuge ohne ABS / for vehicles without ABS	↓ S	280 910	≡☉	1,5																																																																																	
		S	280 911	≡☉	1,5																																																																																	
	01.1991->	☉	802 120	☉(x2)																																																																																		
	(94): für Fahrzeuge ohne ABS / for vehicles without ABS	⌚	900 044																																																																																			
1.4 1.4 i 16V 2.0 i 16V	10.90- 06.95 10.90- 06.95 10.90- 05.95	01.1991->	☉	802 122	☉(x2)																																																																																	
1.6 i 1.6 i 16V	10.90- 05.95 10.92- 05.95	ST	<table border="1"> <tr> <td>↓ S</td> <td>280 906</td> <td>≡☉</td> <td>1,0</td> </tr> <tr> <td>S</td> <td>280 907</td> <td>≡☉</td> <td>1,0</td> </tr> <tr> <td>☉</td> <td>01.1991-&gt;</td> <td>☉(x2)</td> <td></td> </tr> <tr> <td>⌚</td> <td>900 027</td> <td></td> <td></td> </tr> </table>	↓ S	280 906	≡☉	1,0	S	280 907	≡☉	1,0	☉	01.1991->	☉(x2)		⌚	900 027			<table border="1"> <tr> <td>ST</td> <td>-&gt;10.1993</td> <td>↓ A</td> <td>170 241</td> <td>≡☉</td> <td>1,5</td> </tr> <tr> <td></td> <td>(94): für Fahrzeuge ohne ABS / for vehicles without ABS</td> <td>S</td> <td>170 248</td> <td>☉</td> <td>1,5</td> </tr> <tr> <td></td> <td></td> <td>S</td> <td>170 249</td> <td>☉</td> <td>1,5</td> </tr> <tr> <td></td> <td>11.1993-&gt;</td> <td>↓ S</td> <td>280 910</td> <td>≡☉</td> <td>1,5</td> </tr> <tr> <td></td> <td>(94): für Fahrzeuge ohne ABS / for vehicles without ABS</td> <td>S</td> <td>280 911</td> <td>≡☉</td> <td>1,5</td> </tr> <tr> <td></td> <td>(89): für Fahrzeuge mit ABS / For vehicles with ABS</td> <td>↓ A</td> <td>170 244</td> <td>≡☉</td> <td>1,5</td> </tr> <tr> <td></td> <td></td> <td>A</td> <td>170 245</td> <td>≡☉</td> <td>1,5</td> </tr> <tr> <td></td> <td></td> <td>S</td> <td>170 252</td> <td>☉</td> <td>1,5</td> </tr> <tr> <td></td> <td></td> <td>S</td> <td>170 253</td> <td>☉</td> <td>1,5</td> </tr> <tr> <td></td> <td>01.1991-&gt;</td> <td>☉</td> <td>802 120</td> <td>☉(x2)</td> <td></td> </tr> <tr> <td></td> <td>(94): für Fahrzeuge ohne ABS / for vehicles without ABS</td> <td>⌚</td> <td>900 044</td> <td></td> <td></td> </tr> </table>	ST	->10.1993	↓ A	170 241	≡☉	1,5		(94): für Fahrzeuge ohne ABS / for vehicles without ABS	S	170 248	☉	1,5			S	170 249	☉	1,5		11.1993->	↓ S	280 910	≡☉	1,5		(94): für Fahrzeuge ohne ABS / for vehicles without ABS	S	280 911	≡☉	1,5		(89): für Fahrzeuge mit ABS / For vehicles with ABS	↓ A	170 244	≡☉	1,5			A	170 245	≡☉	1,5			S	170 252	☉	1,5			S	170 253	☉	1,5		01.1991->	☉	802 120	☉(x2)			(94): für Fahrzeuge ohne ABS / for vehicles without ABS	⌚	900 044		
↓ S	280 906	≡☉	1,0																																																																																			
S	280 907	≡☉	1,0																																																																																			
☉	01.1991->	☉(x2)																																																																																				
⌚	900 027																																																																																					
ST	->10.1993	↓ A	170 241	≡☉	1,5																																																																																	
	(94): für Fahrzeuge ohne ABS / for vehicles without ABS	S	170 248	☉	1,5																																																																																	
		S	170 249	☉	1,5																																																																																	
	11.1993->	↓ S	280 910	≡☉	1,5																																																																																	
	(94): für Fahrzeuge ohne ABS / for vehicles without ABS	S	280 911	≡☉	1,5																																																																																	
	(89): für Fahrzeuge mit ABS / For vehicles with ABS	↓ A	170 244	≡☉	1,5																																																																																	
		A	170 245	≡☉	1,5																																																																																	
		S	170 252	☉	1,5																																																																																	
		S	170 253	☉	1,5																																																																																	
	01.1991->	☉	802 120	☉(x2)																																																																																		
	(94): für Fahrzeuge ohne ABS / for vehicles without ABS	⌚	900 044																																																																																			



# NISSAN

SUNNY III Hatchback/avec hayon (N14) 10.90 - 07.95																
1.4 i 1.4 i 16V 2.0 D	10.90- 05.95 10.90- 05.95 10.90- 05.95	ST		↓	S	280 906	⇒	1,0	ST (89): für Fahrzeuge mit ABS / For vehicles with ABS	↓	A	170 244	⇒	1,5		
					S	280 907	⇒	1,0			A	170 245	⇒	1,5		
					⊕	802 122	⊕(x2)				S	170 252	⊕	1,5		
					⊕	900 027					S	170 253	⊕	1,5		
											↓	S	280 910	⇒	1,5	
												S	280 911	⇒	1,5	S
												⊕	900 044			
1.4 1.6 SR 4x4 2.0 GTI-R 4x4	10.90- 06.95 01.92- 06.95 10.90- 05.95		01.1991->	⊕		802 122	⊕(x2)									
1.6 i 1.6 i 16V	10.90- 05.95 10.92- 05.95	ST		↓	S	280 906	⇒	1,0	ST ->10.1993 (94): für Fahrzeuge ohne ABS / for vehicles without ABS	↓	A	170 241	⇒	1,5		
					S	280 907	⇒	1,0			S	170 248	⊕	1,5		
					⊕	802 122	⊕(x2)				S	170 249	⊕	1,5		
					⊕	900 027					S	280 910	⇒	1,5		
											↓	S	280 911	⇒	1,5	
												S	280 911	⇒	1,5	A
												↓	A	170 245	⇒	1,5
													S	170 252	⊕	1,5
												⊕	802 120	⊕(x2)		
1.6 i 16V 4x4	10.92- 05.95	ST		↓	S	170 234	▲=	⊕	ST	↓	S	170 242	▲=	⊕		
					S	170 235	▲=	⊕			S	170 243	▲=	⊕		
			01.1991->	⊕		802 122	⊕(x2)					⊕	802 120	⊕(x2)		
2.0 GTI 16V	10.90- 05.95	ST	(130): nicht für / Not for: GTI-R	↓	S	280 906	⇒	1,0	ST (130): nicht für / Not for: GTI-R	↓	A	170 244	⇒	1,5		
					S	280 907	⇒	1,0			A	170 245	⇒	1,5		
					⊕	802 122	⊕(x2)				S	170 252	⊕	1,5		
					⊕	900 027					S	170 253	⊕	1,5		

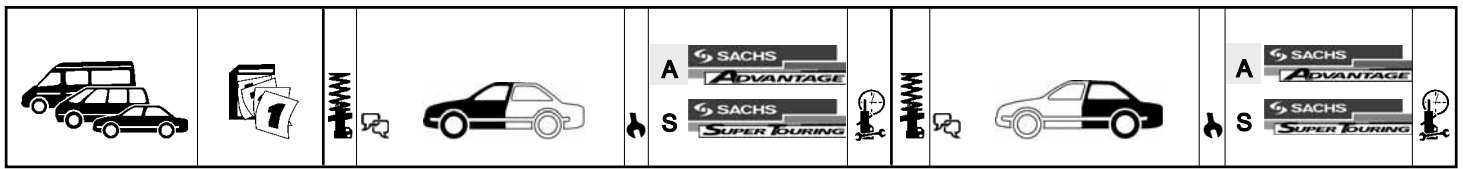
SUNNY III Traveller/Estate/Break (Y10) 11.90 - 03.00															
1.6 i 2.0 D	06.91- 03.00 06.91- 03.00	ST		↓	S	280 906	⇒		ST	⊕	A	312 075	=		
					S	280 907	⇒				⊕	802 120	⊕(x2)		
					⊕	802 122	⊕(x2)								
					⊕	900 027									
1.6 16V 4x4 1.6 i 16V 4x4	11.90- 05.95 10.92- 03.00	ST		↓	S	170 234	▲=	⊕	ST	⊕	S	170 255	▲=		
					S	170 235	▲=	⊕			⊕	802 120	⊕(x2)		
												⊕	802 122	⊕(x2)	
1.7 D	05.92- 04.98			⊕		802 122	⊕(x2)								

TERRANO I (WD21) 07.86 - 02.96														
2.4 i 4WD	08.86- 10.87	ST		↓	S	290 617	▲		ST	⊕	S	170 272	■	0,3
2.4 i 4WD	10.87- 02.93	ST		↓	S	290 637		0,5	ST	⊕	S	170 272	■	0,3
3.0 i 4WD	01.90- 12.95													
2.7 TD 4WD	02.89- 02.96													

TERRANO II (R20) 10.92 -														
2.4 4WD, 85 kW	05.96- 01.02	ST		↓	S	290 637		0,4	ST	⊕	S	312 237	=	0,4
2.4 4WD, 87 kW	05.96-													
2.4 i 12V 4WD	02.93- 06.96													
2.7 TD 4WD	02.93- 01.02													
2.7 TDi 4WD	05.96-													
3.0 Di 4WD	05.02-													

TRUCKS														
Clipper (662H, 663H)	01.69- 05.76								ST	⊕	S	110 957	=	
Clipper (YT, YWT, YHWT 40)	01.74- 12.82													
Homer 1,25 t (T 641, T 20, F 20)	01.68- 12.81													
Homer 1,5 t (T 641, T 20, F 20)	01.68- 01.76													





# NISSAN

## URVAN Bus/Familial (E23) 07.80 - 11.88

2.0 (E23B)	12.82- 11.88	ST		⊖	S	290 144	0,4	ST		⊖	S	290 098 ▲	0,3
2.2 D	03.81- 10.86												
2.3 D (E23B)	04.85- 11.88												

## URVAN Kasten/Box/Furgón/Van (E23) 07.80 - 05.87

2.0	07.81- 11.82	ST		⊖	S	290 144	0,4	ST		⊖	S	290 098 ▲	0,3
2.2 D	07.81- 11.82												
2.3 D	11.82- 05.87												

## URVAN Pickup (E23) 03.81 - 10.86

1.6 (VBLE 23)	03.81- 03.82	ST		⊖	S	290 144		ST		⊖	S	290 098 ▲	
1.8 (VNLE 23)	04.82- 10.86												
2.0	03.81- 10.86												
2.2 D	08.81- 10.86												
2.3 D	04.82- 10.86												

## URVAN Bus/Familial (E24) 11.86 - 05.97

2.4 i	11.86- 04.89	ST		⊖	S	200 817 ▲	0,4	ST		⊖	S	290 146 ▲	0,3
2.0	06.86- 09.94												
2.4 i	05.89- 09.93												
2.3 D	11.86- 12.88												
2.5 D	11.86- 04.89												
2.5 D	05.89- 10.96												

## URVAN Kasten/Box/Furgón/Van (E24) 05.87 - 05.97

2.0	05.87- 05.97	ST		⊖	S	200 817 ▲		ST		⊖	S	290 146 ▲	
2.4 i	11.86-												
2.3 D	01.88- 05.97												
2.5 D	12.88- 05.97												

## VANETTE Bus/Familial (KC120) 06.81 - 12.87

1.5	01.83- 12.87	ST		⊖	S	290 609	0,3	ST		⊖	S	290 112	0,3
2.0 D	01.86- 06.87												

## VANETTE Bus/Familial (C22) 10.86 - 12.95

1.5	10.86- 12.95	ST		⊖	S	230 162	0,3	ST		⊖	S	230 166	0,3
2.4 i (SLC22), 74 kW	10.86- 12.95												
2.4 i (SLC22), 77 kW	10.86- 12.95					S	312 624 ▲	0,3					
2.0 D (ULC22), 47 kW	10.86- 12.95												
2.0 D (ULC22), 49 kW	10.86- 12.95												

## VANETTE Kasten/Box/Furgón/Van (C22) 10.86 - 01.95

2.0 D	07.91- 01.95	ST		⊖	S	230 162	0,3	ST		⊖	S	230 164	0,4
1.5	10.86- 12.95					S	312 624 ▲	0,3					

## VANETTE CARGO Kasten/Box/Furgón/Van (HC 23) 01.95 -

1.6 i	10.92- 12.94	ST	(66): Starrachse / Rigid Axle	⊖	S	230 168	⊕	2,3	ST	(27): Einzelradaufhängung / Independent wheel suspension	⊖	S	230 172	0,8
1.6 i	01.95-				S	230 169	⊕			(66): Starrachse / Rigid Axle	⊖	S	290 421	0,8
2.0 D	10.92- 08.94													
2.0 D	01.95-													
2.3 D	01.95-													

## VANETTE CARGO Bus (HC 23) 09.94 -

1.6 i	01.96-	ST	(66): Starrachse / Rigid Axle	⊖	S	230 168	⊕	2,3	ST	(27): Einzelradaufhängung / Independent wheel suspension	⊖	S	230 172	0,8
2.0 D	01.96-				S	230 169	⊕			(66): Starrachse / Rigid Axle	⊖	S	290 421	0,8
2.3 D	01.96-													

## VIOLET Kombi (A10)

160 J (WPL)	08.77- 08.81	ST		⊖	S	100 302 ▲		ST		⊖	S	110 957 =	
-------------	--------------	----	--	---	---	-----------	--	----	--	---	---	-----------	--

## X-TRAIL (T30) 06.01 -

2.0 4x4	07.01-	ST		⊖	S	312 110	⊕		ST		⊖	S	312 112	⊕
2.0	07.01-				S	312 111	⊕					S	312 113	⊕
2.5 4x4	01.03-				⊖	900 172						⊖	900 160	
2.2 Di 4x4	07.01-													
2.2 dCi 4x4	12.03-													
2.2 dCi	12.03-													